

सर्वोत्तम सिमेंट



पाँचौ वार्षिक
प्रतिवेदन
२०१९/२०

सञ्चालक समिति



श्री विष्णु प्रसाद न्यौपाने
अध्यक्ष



श्री बिमल कुमार सावरथिया
सञ्चालक



श्री ठिकाराम न्यौपाने
सञ्चालक



श्री तेज्जीड लाडदेन तामाड
सञ्चालक



श्री दिवस न्यौपाने
सञ्चालक

व्यवस्थापक समिति



श्री सन्तोष के.सी.
प्रमुख कार्यकारी अधिकृत



श्री ब्रिज भूषण भधावन
प्रमुख-उद्योग



श्री दिपक बराल
प्रमुख-सेलस् तथा मार्केटिङ



श्री अशोक ठाकुर
प्रमुख-खानी



श्री गोपाल कुमार शर्मा
प्रमुख-ब्रान्ड



श्री निर्मल बुढाथोकी
प्रमुख-लेखा



श्री नेत्र प्रसाद धिमिरे
प्रमुख-प्रशासन, फ्याक्ट्री



श्री शेखर पौडेल
प्रमुख-कानून, कम्पनी सचिव

विषयसूची

क्र.स.	विवरण	पेज नं.
१	प्रोक्सी फारम (प्रतिनिधि पत्र) र प्रवेश पत्र	१
२	पाँचौ वार्षिक (आ.व. २०७९/८०) साधारण सभा सम्बन्धी सूचना	२
३	वार्षिक साधारणसभा सम्बन्धी अन्य जानकारी	३
४	सञ्चालक समितिको तर्फबाट प्रस्तुत अध्यक्षज्यूको वार्षिक प्रतिवेदन	४
५	गत वर्षको कारोवारसंगको तुलनात्मक सिंहावलोकन	७
६	सहायक कम्पनी सम्बन्धी विवरण	१२
७	धितोपत्र दर्ता तथा निष्काशन नियमावली २०७३ बमोजिमको प्रतिवेदन	१३
८	कम्पनी ऐन, २०६३ को दफा १०९ (४) अनुसार अतिरिक्त विवरण	१६
९	आ.व. २०७९/८० को लेखा परीक्षकको प्रतिवेदन	१९
१०	संस्थाको कार्यक्रमहरूका केहि भलकहरू	

सर्वोत्तम सिमेन्ट लिमिटेडको

पाँचौं वार्षिक साधारण सभामा उपस्थितिको लागि

प्रोक्सी फारम (प्रतिनिधि पत्र)

श्री सञ्चालक समिति

सर्वोत्तम सिमेन्ट लिमिटेड

विषय : प्रतिनिधि (प्रोक्सी) नियुक्त गरेको बारे ।

महोदय,

.....जिल्लान.पा./गा.पा. वडा नं बस्ने म/हामी..... ले
त्यस कम्पनीको शेयरधनीको हैसियतले मिति २०८१ साल बैसाख १२ गते का दिन हुने कम्पनीको पाँचौं वार्षिक साधारण
सभामा स्वयमं उपस्थित भई छलफल तथा निर्णयमा सहभागी हुन नसक्ने भएकोले उक्त सभामा भाग लिन र मतदान गर्नको
लागि.....जिल्ला.....न.पा./गा.पा. वडा नं बस्ने त्यस कम्पनीको शेयरवाला श्री
.....(ना.प्र.नं.) लाई मेरो/हाम्रो प्रतिनिधि मनोनित
गरी पठाएको छु/छौं ।

प्रतिनिधि नियुक्त भएको व्यक्तिको

निवेदक

हस्ताक्षरको नमुना :

दस्तखत :

नाम :

हितग्राही खाता नं. :

हितग्राही खाता नं. :

ठेगाना :

मिति :

शेयर संख्या :

द्रष्टव्य : यो प्रतिनिधि(प्रोक्सी) पत्रसाधारण सभा हुनुभन्दा ४८ घण्टा अगावै कम्पनीको कर्पोरेट कार्यालयमा पेश गरिसक्नु पर्नेछ ।
एक भन्दा बढि प्रतिनिधि (प्रोक्सी) को नाम उल्लेख गरेमा प्रतिनिधि फारम स्वतःरद्ध हुनेछ ।

सर्वोत्तम सिमेन्ट लिमिटेडको पाँचौं साधारण सभामा उपस्थितिको लागि

प्रवेश पत्र

१. शेयरधनीको नाम :

४. शेयर संख्या :

२. ठेगाना :

५. शेयर धनीको दस्तखत :

३. शेयरधनी नं./हितग्राहि खाता नं. :

द्रष्टव्य: सभा कक्षमा प्रवेश गर्न यो प्रवेश पत्र प्रस्तुत गर्नु अनिवार्य छ ।

.....

कम्पनी सचिव

सर्वोत्तम सिमेन्ट लिमिटेड
को
पाँचौ वार्षिक साधारण सभा सम्बन्धी सूचना

आदरणीय शेयरधनी महानुभावहरु

सर्वोत्तम सिमेन्ट लिमिटेडको मिति २०८० चैत्र २० गते बसेको सञ्चालक समितिका बैठकको निर्णयानुसार देहायका विषयहरुमा छलफल तथा निर्णय गर्न निम्न लिखित मिति, समय र स्थानमा यस कम्पनीको पाँचौ वार्षिक साधारण सभा बस्ने भएकोले कम्पनी ऐन, २०६३ को दफा ६७ (२) अनुसार सम्पूर्ण शेयरधनी महानुभावहरुको जानकारीको लागि यो सूचना प्रकाशित गरिएको व्यहोरा अनुरोध गरिन्छ ।

वार्षिक साधारण सभा बस्ने मिति, स्थान र समय

मिति : २०८१ साल वैशाख १२ गते बुधवार (तदनुसार २४ अप्रिल २०२४) ।

समय : बिहान १०:०० बजे ।

स्थान : रुपन्देही जिल्ला, सिद्धार्थनगर नगरपालिका, अंचलपुर स्थित होटल सिद्धार्थ भिलासा

छलफल गर्ने विषयहरु

(क) सामान्य प्रस्तावहरु

- १) आ.व. २०७९/०८० को सञ्चालक समितिको प्रतिवेदन उपर छलफल गरी पारित गर्ने ।
- २) लेखापरीक्षकको प्रतिवेदन सहितको २०८० आषाढ मसान्तको वासलात, नाफा नोक्सान हिसाब, नगद प्रवाहको विवरण लगायतका वित्तीय विवरणहरु सहित अनुसूचीहरु उपर छलफल गरी पारित गर्ने ।
- ३) कम्पनी ऐन, २०६३ को दफा १११ अनुसार आर्थिक वर्ष २०८०/०८१ को लागि लेखापरीक्षकको नियुक्ति तथा निजको पारिश्रमिक निर्धारण गर्ने ।
- ४) कम्पनीमा कायम शेयरधनीहरुलाई आ.व.२०७९/०८० सम्मको मुनाफावाट चुक्ता पुँजी रु ४,६५,००,००,०००।०० (अक्षरुपी चार अर्ब पैसट्टी करोड करोड रुपैया मात्र) को १५% (लाभांश कर सहित) ले हुन आउने रु.६९,७५,००,०००/- (अक्षरुपी उनन्सत्तरी करोड पचहत्तर लाख रुपैयाँ मात्र) नगद लाभांश पारित गर्ने ।
- ५) संस्थापक शेयरधनी समूहबाट प्रतिनिधित्व गर्ने सञ्चालकहरु ५ (पाँच) जना, सर्वसाधारण शेयरधनी समूहबाट प्रतिनिधित्व गर्ने सञ्चालक १ (एक) जना र १ जना स्वतन्त्र सञ्चालक नियुक्ती गर्ने सम्बन्धमा ।

(६) विविध ।

सञ्चालक समितिको आज्ञाले
कम्पनी सचिव

साधारण सभा सम्बन्धी जानकारी :

१. साधारण सभामा भाग लिने प्रयोजनका लागि मिति २०८०/१२/३० गते शुक्रवार एक दिन कम्पनीको शेयरधनी दर्ता किताब बन्द (Book close) रहनेछ। नेपाल स्टक एक्सचेन्ज लि. मा मिति २०८०/१२/२९ सम्म कारोबार भई शेयर खरीद गरी आफ्नो नाममा शेयर नामसारी भई आएका शेयरधनीहरूले सभामा भाग लिन सक्ने छन्।
२. वार्षिक साधारणसभामा भाग लिन आउनु हुने शेयरधनी महानुभावहरूले आफ्नो परिचय खुल्ने सक्कल प्रमाण र हितग्राही खाता खोली शेयर अभौतीकरण गरिएको विवरण देखिने Demat Account Statement वा शेयर प्रमाणपत्र साथमा लिई आउन हुन अनुरोध छ।
३. शेयरधनी महानुभावहरूको सुविधाको लागि हाजिरी पुस्तिका सभा स्थलमा बिहान ९:०० बजे देखि खुल्ला रहनेछ। साधारण सभामा भाग लिने प्रत्येक शेयरधनी महानुभावहरू वा प्रतिनिधि (Proxy) प्रोक्सीले सभा हुने स्थानमा उपस्थित भई उक्त स्थानमा रहेको हाजिरी पुस्तिकामा दस्तखत गर्नुपर्नेछ।
४. आर्थिक विवरण लगायतका वार्षिक साधारणसभामा पेश हुने सम्पूर्ण प्रस्तावहरू तथा साधारणसभा सम्बन्धी अन्य जानकारीको लागि कम्पनीको website: www.sarbottamcement.com मा पनि हेर्न सक्नुहुनेछ।
५. सभामा भाग लिनका लागि प्रतिनिधि (प्रोक्सी) नियुक्त गर्न चाहने शेयरधनी महानुभावहरूले प्रतिनिधि (प्रोक्सी) फारम सभा हुने दिन भन्दा कम्तिमा ४८ घण्टा अगावै अर्थात् २०८१/०१/१० गते बिहानको १०:०० बजे भित्र कम्पनीको रजिष्टर्ड कार्यालयमा दर्ता गराईसक्नु पर्नेछ। एक जना शेयरधनीले एक जनाभन्दा बढीलाई प्रतिनिधि (प्रोक्सी) नियुक्त गर्न सक्ने छैन। एक भन्दा बढी प्रतिनिधि (प्रोक्सी) नियुक्त भएको पाइएमा सबै भन्दा पहिला दर्ता भएको प्रतिनिधि (प्रोक्सी) मात्र मान्य हुनेछ। प्रतिनिधि (प्रोक्सी) नियुक्त गरिसकेपछि सम्बन्धित शेयरधनी स्वयम् उपस्थित हुन आएमा शेयरधनीले गरिदिएको प्रतिनिधि पत्र (प्रोक्सी) स्वतः बदर हुनेछ।
६. संयुक्त रूपमा रहेको शेयरधनीको हकमा शेयरधनीको लगत किताबमा पहिलो नाम उल्लेख भएको व्यक्तिले अथवा सर्वसम्मतिबाट प्रतिनिधि (प्रोक्सी) नियुक्त गरिएको एक जना व्यक्तिले मात्र सभामा भाग लिन पाउने छ। कुनै संगठित संस्था वा कम्पनीले शेयर खरीद गरेको हकमा त्यस्ता संगठित संस्था वा कम्पनीले मनोनित गरेको प्रतिनिधिहरूले शेयर धनीको हैसियतले सभामा भाग लिन र मतदान गर्न सक्नुहुनेछ।
७. सर्वसाधारण शेयरधनी समूहबाट प्रतिनिधित्व गर्ने सञ्चालकको निर्वाचन सम्बन्धि कार्यक्रम निर्वाचन समितिले तोके बमोजिम हुनेछ र सो सम्बन्धी सूचना वार्षिक साधारण सभा हुनु भन्दा ७ (सात) दिन अगावै कम्पनीको रजिष्टर्ड कार्यालयको सूचना पाटीमा टाँस गरिनेछ।
८. सभाको दिन सभा शुरु हुनु भन्दा अगावै सभाकक्षमा उपस्थित भई दिनहुन सम्पूर्ण शेयरधनी महानुभावहरूलाई अनुरोध गरिन्छ।
९. साधारणसभाको काम कारवाही तथा अन्य कार्यविधि कम्पनी ऐन, २०६३ बमोजिम हुनेछ।
१०. वार्षिक साधारण सभा तथा सञ्चालकको निर्वाचन सम्बन्धी अन्य जानकारीका लागि कम्पनीको रजिष्टर्ड कार्यालयमा सम्पर्क गर्नु हुन अनुरोध छ।

सर्वोत्तम सिमेन्ट लिमिटेड

को

पाँचौं वार्षिक साधारण सभामा

सञ्चालक समितिको तर्फबाट प्रस्तुत अध्यक्षज्यूको मन्तव्य सहितको वार्षिक प्रतिवेदन

आर्थिक वर्ष २०७९/०८०

आदरणीय शेयरधनी महानुभावहरु,

सर्वोत्तम सिमेन्ट लिमिटेडको पाँचौं वार्षिक साधारण सभामा उपस्थित सम्पूर्ण शेयरधनी महानुभावहरु, विभिन्न नियमनकारी निकाय तथा नेपाल सरकारका सम्बन्धित विभाग तथा कार्यालयहरुबाट पाल्नु भएका अतिथिज्यू एवं प्रतिनिधिज्यूहरु, आमन्त्रित अतिथिज्यूहरु, सञ्चालक साथीहरु, शेयरधनी महानुभावहरु लगायत उपस्थित महिला तथा सज्जनवृन्द प्रति म सर्वोत्तम सिमेन्ट लिमिटेडको अध्यक्ष तथा सञ्चालक समितिको तर्फबाट सबैमा हार्दिक स्वागत अभिवादन गर्दछु।

सिमेन्ट तथा निर्माण सामग्रीहरुको समग्र बजार कारोवारको दृष्टिकोणले आ.व. २०७९/०८० सुखद नभएको जानकारी म शेयरधनी महानुभावहरुलाई गराउन चाहान्छु। कोभिड संक्रमण पश्चात राज्यको नितिगत सुधारको अभावमा जटिल बनेको नेपाली सिमेन्ट बजार रुस-युक्रेन युद्धका कारण विदेशी मुद्राको सटही दरमा भएको उच्च बृद्धि लगाएत ईन्धनको मूल्यमा भएको वृद्धिले उत्पादन लागत खर्च बढ्न गएको र सो कारणले गर्दा कम्पनीको विक्रीमा आ.व. २०७८/०७९ को तुलनामा आ.व. २०७९/८० मा गिरावट आउन गई मुनाफामा प्रतिकूल असर पर्न गयो।

उल्लेखित विभिन्न व्यापारिक प्रतिकूल बजारको अवस्थामा समेत यस कम्पनीले गत आ.व. रु ५,३८,०२,६५,४८२।०० (अक्षरूपी पाँच अर्ब अठतिस करोड दुई लाख पैसट्टी हजार चार सय वैयासी रुपैया) मूल्य बराबरको सिमेन्ट तथा क्लिडकर विक्री गरी रु २९,३८,६७,७४२।०० (अक्षरूपी एककाईस करोड अठतिस लाख सतसट्टी हजार सात सय वैयालीस रुपैया बराबरको खुद मुनाफा आर्जन गर्न सफल भएको छ।

गत आ.व. मा सर्वोत्तम सिमेन्ट लिमिटेडले भारतिय गुणस्तर चिन्ह BIS Certificate IS 269:2015 र IS: 1489 : PART : 2015 प्राप्त गर्न सफल हुँदै क्लिडकर तथा सिमेन्टको भारतिय बजारमा निर्यात सुरु गर्न सफल भएको जानकारी गराउन चाहान्छु। उद्योगबाट सबैभन्दा कम दुरीमा पाल्पा जिल्ला निस्दी गाउँपालिका वडा नं. ७ मा रहेको ज्यामिरे चुनढुङ्गा खानी सम्मको पहुँचमार्ग उद्योगको आफ्नै लागतमा निर्माण गरी गत आ.व. देखि नै खानी सञ्चालन गर्नको लागि सफलता हासिल गरेको समेत जानकारी तपाईंहरु समक्ष गराउन चाहान्छु। साथै गत आ.व. देखि नै कम्पनीको सुनवल स्थित उद्योगबाट Contract Manufacturing Agreement अन्तर्गत अग्नि तथा जगदम्बा ब्राण्डको सिमेन्ट उत्पादन गरि विक्री गरिएको समेत अनुरोध गर्न चाहान्छु।

गत आ.व. देखि सर्वोत्तम सिमेन्ट लिमिटेडले विगतमा नेपाल विद्युत प्राधिकरण संग आपूर्ति गरिरहेको ८ मेगावाट विद्युत क्षमता जडानमा थप ९ मेगावाट क्षमता थप गरि कुल १७ मेगावाट को विद्युत आपूर्तिको लागि नेपाल विद्युत प्राधिकरण संग सम्झौता गर्न सफल भएको छ। जसले गर्दा सर्वोत्तम सिमेन्ट लिमिटेडले नेपाल विद्युत प्राधिकरणको विद्युत आपूर्तिबाट सत प्रतिशत क्षमतामा उद्योग सञ्चालन गर्न सक्षम भईसकेको छ। नेपालमा हाईड्रो पावर को प्रचुर सम्भावना रहेको र हाल सालै प्राधिकरणको विद्युत कटौतिमा सुधार हुँदै गएकोले निकट भविष्यमा उत्पादन लागत खर्च भन् कम हुने विश्वास दिलाउन चाहान्छु। साथै सर्वोत्तम सिमेन्ट लिमिटेड ५.५ मेगावाट क्षमताको **Thermal Power Plant** भएको नेपालको एकमात्र उद्योग भएकोले विद्युत कटौति को परिस्थितिमा समेत उत्पादन तथा विक्री वितरण गर्न सक्षम रहेको जानकारी गराउँदै गर्दा गौरवान्वित भएको अनुभूति गरेको छु।

नेपालमा पहिलोपटक Book Building Method बाट शेयरको प्रारम्भिक सार्वजनिक निष्काशन गर्ने प्रयासमा विगत ३ वर्ष देखि प्रयासरत सर्वोत्तम सिमेन्ट लिमिटेड हालैमा उक्त विधिबाट शेयर निष्काशन गर्ने नेपालकै पहिलो

कम्पनीको रुपमा स्थापित भएको छ । उक्त कार्यको लागि आवश्यक कानूनी जटिलता साथै नितिगत अन्योलतालाई छिचल्दै शेयर निष्काशन गर्न सकेकोमा म कम्पनीका शेयरधनिहरु र सबै सरोकारवालाहरुलाई बधाई समेत दिन चाहन्छु ।

सर्वोत्तम सिमेन्टको बजारलाई विस्तार गरी नेपालको पूर्वी क्षेत्रमा समेत सर्वोत्तम ब्राण्डको सिमेन्टलाई बलियो रुपमा उपस्थिती गराउने हेतुले यस सर्वोत्तम सिमेन्ट लिमिटेडले आफ्नो सत प्रतिशत लगानी रहेको सहायक कम्पनी सर्वोत्तम होल्डिङ्ग प्रा.लि. मार्फत भापा भद्रपुरमा रहेको मनषा सिमेन्ट इन्डष्ट्रिज प्रा.लि. खरिद गरी हाल परिक्षण उत्पादन सुरु गरिएको व्यहोरा समेत जानकारी गराउन चाहन्छु ।

आदरणीय शेयरधनी महानुभावहरु,

व्यापार व्यवसायमा हुने उतार चढाव एक साधारण प्रकृया हो, जसलाई व्यवस्थापन गर्दै अगाडी बढ्नु नै एक सफल व्यवसायको प्रमुख विशेषता हो ।

यसरी उतार चढावहरुलाई व्यवस्थापन गर्दै, यस वर्ष सर्वोत्तम सिमेन्ट लिमिटेडले गत आ.व. २०७९।८० सम्मको संचित मुनाफा रकमबाट कम्पनीको चुक्ता पुँजी रु ४,६५,००,००,०००।०० (अक्षरुपी चार अर्ब पैसठ्ठी करोड मात्र) को १५% (लाभांश कर सहित) ले हुन आउने रु.६९,७५,००,०००/- (अक्षरुपी उनन्सत्तरी करोड पचहत्तर लाख रुपैयाँ मात्र) नगद लाभांश वितरण गर्ने प्रस्ताव गरेका छौ ।

सर्वोत्तम सिमेन्ट नाममा मात्र सर्वोत्तम नभई गुणस्तरमा पनि सर्वोत्तम रहेको जानकारी सर्वविदितै रहको छ । नेपाली बजारमा उत्कृष्ट युरोपियन गुणस्तरको सिमेन्ट उत्पादन गरी देशलाई सिमेन्ट उत्पादनमा आत्मनिर्भर बनाउने उद्देश्यका साथ स्थापित भएको सर्वोत्तम सिमेन्ट नेपालमै पहिलो पटक VRM प्रविधि मार्फत सिमेन्ट उत्पादन गर्ने कम्पनी हो, यस उद्योगले आफ्नो कच्चा पदार्थ चुनढुङ्गा पाल्पा जिल्लामा अवस्थित आफ्नै ३ वटा खानिहरुबाट आपूर्ति गरिरहेको छ भने पाल्पा जिल्लामा रहेको चौथो खानी समेत सञ्चालनको तयारीमा रहको छ ।

आदरणीय शेयरधनी महानुभावहरु,

निकट भविष्यमा हामीले उद्योगको उत्पादन क्षमताको उपभोग वृद्धि गर्दै सञ्चालन गर्ने तथा उत्पादनमा लाग्ने लागत घटाउदै निरन्तर नेपाली तथा भारतिय बजारमा उच्च गुणस्तरको सिमेन्ट आपूर्ती गराउने लक्ष्य लिएका छौ । बजार विस्तार तथा बजारमा आफ्नो ब्राण्डको उपस्थित मजबुत बनाउदै लैजान योग्य सिमेन्ट कम्पनीहरुलाई आवश्यकता अनुसार खरिद गर्ने रणनिति सर्वोत्तम सिमेन्टको रहेको छ । आगामी दिनहरुमा सिमेन्टको निर्यातमा जोड गर्दै सर्वोत्तम सिमेन्टलाई एक अग्रणी सिमेन्ट कम्पनीको रुपमा स्थापित गर्ने तथा शेयरधनि महानुभावहरुलाई उच्च प्रतिफल दिन सक्ने विश्वास दिलाउन चाहन्छु ।

यसैगरी यस कम्पनीको हाल सम्मको यात्रामा साथ दिनुहुने श्री कम्पनी रजिष्ट्रारको कार्यालय, श्री नेपाल धितोपत्र बोर्ड, श्री नेपाल स्टक एक्सचेन्ज लिमिटेड, श्री सीडिएस एण्ड क्लियरिङ्ग लिमिटेड, उद्योग विभाग र खानी तथा भूगर्भ विभाग, वन तथा भुसंरक्षण विभाग विभाग, नेपाल गुणस्तर तथा नापतौल विभाग, वाणिज्य आपूर्ति तथा उपभोक्ता संरक्षण विभाग, सम्बन्धित प्रदेश सरकारहरु, खास गरी लुम्बिनी प्रदेश सरकार, स्थानीय सरकार, सुनवल नगरपालिका तथा खानी क्षेत्ररहेका पाल्पा जिल्लाका गाँउपालिकाहरु लगायतका निकाय प्रति संचालक समितिको तर्फबाट तथा मेरो व्यक्तिगत तर्फबाट समेत हार्दिक धन्यवाद ज्ञापन गर्दछु ।

राज्यका सातै प्रदेश तथा भारतमा रहेका सर्वोत्तम सिमेन्टका वितरक एवं ग्राहकहरु, विगतदेखी सर्वोत्तम सिमेन्ट प्रयोग गरिरहनुभएका सबै वर्गका निर्माण व्यवसायी कम्पनीहरु तथा उपभोक्ताहरु, उद्योगलाई कर्जा उपलब्ध गराउने बैंकहरु समेतलाई हार्दिक धन्यवाद ज्ञापन गर्दछु ।

कम्पनीको प्रगतिमा प्रत्यक्ष वा अप्रत्यक्ष रुपले संलग्न शेयरधनी, सफ्टवेयर निर्माता कम्पनी, ईन्टरनेट प्रदायक कम्पनी, शेयर रजिष्ट्रार श्री एन.आई.एम.वि. एस क्यापिटल लिमिटेड एवं शुभेच्छुक महानुभावहरुलाई उहाँहरुबाट प्राप्त सहयोग, सुझाव र मार्ग निर्देशनका लागि हार्दिक कृतज्ञता पनि ज्ञापन गर्न चाहन्छु ।

समय समयमा उपयुक्त निर्णय लिई समुन्नतिको बाटोमा अघि बढ्न कम्पनीलाई लक्ष्यमा पुग्न अभिप्रेरित गर्ने सञ्चालक मित्रहरु, कम्पनीको विस्तार र विकासमा सदैव चिन्तनशील रहने तथा हरतरहले सहयोग गर्न सधैं नै तत्पर रहने संस्थाका प्रबर्द्धक ज्यूहरु तथा शेयरधनी महानुभावहरु र कम्पनीको उद्देश्यलाई पुरा गर्न इमान्दारी पूर्वक कार्य गरी आउनु भएका सबै तहका कर्तव्यनिष्ठ कर्मचारीहरु प्रति विशेष धन्यवाद ज्ञापन गर्दछु ।

विशेषतः नेपालको भौतिक पूर्वाधार र संरचनाको निर्माण र नेपालकै विकासमा स्वदेशी कच्चा पदार्थमा आधारित गुणस्तरीय सर्वोत्तम सिमेन्ट उत्पादन गरी आयात प्रतिस्थापन गर्ने, रोजगारीको सृजना गर्ने र आन्तरीक राजस्वमा योगदान पुऱ्याई देशको सेवा गर्ने प्रमुख उद्देश्य लिएर स्थापना भई संचालन भैरहेको यस कम्पनीको प्रभावकारी संचालनमा सम्बन्धित सबैको सद्भावपूर्ण सहयोग पाइरहने पूर्ण आशा गरेको छु । साथै यस वार्षिक साधारण सभामा उपस्थित भई कार्यक्रमको गरिमा बढाई दिनुभएकोमा यहाँहरु सबैप्रति हार्दिक कृतज्ञता व्यक्त गर्न चाहन्छु ।

अन्त्यमा यस कम्पनीको आ. व. २०७९।०८० को वार्षिक प्रतिवेदनमा उल्लेखित संलग्न विवरणहरु यहाँहरु स्वयंम समेत अध्ययन गरी राय सुझाव प्राप्त गर्ने र संचालक समितिको निर्णयले छलफल गरी पारित गर्न लागि यस सभा समक्ष प्रस्तुत गरेका नगद लाभांश वितरण सहितका सामान्य प्रस्तावहरु पारित गरिदिनु हुनेछ भन्ने अपेक्षाका साथ सञ्चालक समिति तथा मेरो संक्षिप्त मन्तव्य यहीं टुंगयाउछु ।

धन्यवाद ।

विष्णु प्रसाद न्यौपाने

सञ्चालक अध्यक्ष

सर्वोत्तम सिमेन्ट लिमिटेड

संचालक समिति

मिति : २०८१।०१।१२

१) गत बर्षको कारोवारसंगको तुलनात्मक सिंहावलोकन :

आ.व. २०७८।७९ र आ.व. २०७९।८० मा कम्पनीको वित्तीय स्थितीको तुलनात्मक संक्षिप्त प्रगति विवरण :

विवरण	आ.व. २०७८।७९	आ.व. २०७९।८०
विक्रि रकम रु	७,८८,१४,९९,३४५।९९	५,३८,०२,६५,४८२।००
खुद मुनाफा रु	४६,७६,६०,५१०।१३	२१,३८,६७,७४१।५
चुक्ता पुँजी रु	४,०५,००,००,०००।००	४,०५,००,००,०००।००
लगानी रकम रु	२५,६०,३६,९००।००	५५,६०,३६,९००।००
प्रतिशेयर आमदानी रु	११।५५	५।२८
संचित मुनाफा रु	२,९०,५४,३१,५८७।२१	३,१२,०१,२०,३४४।००
शेयर प्रिमियम कोष रु		
रि भ्यालुयसन रिजर्व रु		३३,६८,५४,१८६।६
लाभांश प्रतिशत रु		१५
नेटवर्थ रु	१७१।७४	१८५।३६

२) सहायक कम्पनी र सो मार्फत भएको लगानी :

यस कम्पनीको सहायक कम्पनीको रूपमा स्थापना भएका कम्पनीहरूको विवरण तथा लगानी सम्बन्धि थप विवरण यसै प्रतिवेदनको अनुसूचीमा उल्लेख गरिएको छ ।

३) कम्पनीको उत्पादन र बजार क्षेत्र :

कम्पनीको मुख्य उत्पादन सर्वोत्तम ब्राण्डको ओ. पि. सि. ५३ ग्रेड तथा ४३ ग्रेड र पि.पि.सि. सिमेन्ट रहेको छ । नेपाली बजारमा उत्कृष्ट युरोपनिय गुणस्तरको सिमेन्ट उत्पादन गरी देशलाई सिमेन्ट उत्पादनमा आत्म निर्भर बनाउने उद्देश्यका साथ स्थापित भएको सर्वोत्तम सिमेन्ट नेपालमै पहिलोपटक VRM प्रविधि मार्फत सिमेन्ट उत्पादन गर्ने कम्पनी हो । कम्पनीको उद्योग रहेको जिल्ला नवलपरासी र अन्य जिल्ला तथा स्थानहरू क्रमशः कपिलवस्तु, बुटवल, मकवानपुर, काठमाण्डौ, ललितपुर, भक्तपुर, काभ्रे, सिन्धुपाल्चोक, बारा, पर्सा, दोलखा, चितवन, धादिङ, रौतहट, सर्लाही, सिन्धुली, पोखरा, तनहुँ, गोरखा, स्याङ्जा, पर्वत, लमजुङ्ग, म्याग्दी, बाग्लुङ्ग, नेपालगञ्ज, धनगढी, भ्वापा, ईलाम, ताप्लेजुङ्ग, पाँचथर, सुनसरी, मोरङ समेतका क्षेत्रहरूमा उत्पादित सिमेन्ट बिक्री वितरणको लागि कम्पनीले दुई (२) प्रकारका वितरण प्रणाली अवलम्बन गरेको छ । जसमा डिलर वितरण प्रणाली मार्फत होलसेलर, रिटेलर हुँदै ग्राहकसम्म पुऱ्याउने र अर्को प्रणाली अनुसार उद्योगबाट सोभै ठुला ठुला परियोजना तथा आयोजनाहरूमा सिधै आपूर्ति गर्ने व्यवस्था गरी बिक्री वितरण गर्ने गरिएको छ । साथै बजार प्रवर्द्धनका कार्यहरू समेत सञ्चालन गरिएको छ ।

मार्केटिङ गतिविधिहरूमा कम्पनीले वालपेन्ट, होर्डिङ्ग बोर्ड, प्रिन्ट मिडिया, TVC र डिजिटल एवं अनलाईन, फेसबुक लगायतका आधुनिक मार्केटिङलाई समेत आत्मसाथ गरेर अगाडी बढेको छ । खेलकुद लगायतका अतिरिक्त क्रियाकलाप मार्फत संस्थागत सामाजिक दायित्व समेत पुरा गर्दै अप्रत्यक्ष रूपमा ब्रान्डिङको कार्यमा सहयोग पुऱ्याउने उद्देश्यले विभिन्न राष्ट्रिय तथा अन्तर्राष्ट्रिय खेलकुदका कार्यक्रममा कम्पनीलाई आवद्ध गर्ने, गराउने अभियान सञ्चालन गरेका छौं ।

४) उद्योगले यस आ. व. २०७९।०८० मा गरेको उत्पादन तथा विक्री वितरण (गत आ. व. २०७८।०७९ संगको तुलनात्मक परिमाण) :

कम्पनीले स्वीकृत उत्पादन क्षमता अर्न्तर्गत रहि क्लिडकर तथा उच्च गुणस्तरीय सर्वोत्तम ब्राण्डको ओ. पि. सि. ५३ ग्रेड तथा ४३ ग्रेड र पि.पि.सि. सिमेन्ट उत्पादन तथा विक्री वितरण गरि आएको व्यहोरा विदितै छ। आ. व. २०७९।८० को उत्पादन तथा विक्री वितरण परिमाण र आ. व. २०७८।०७९ को तुलनात्मक परिमाण निम्न अनुसार रहेको छ।

विवरण	२०७८।०७९	२०७९।८०
क्लिडकर उत्पादन (मे.टन.)	८,१४,२४९।९९	५,३६,३२७।९७
सिमेन्ट उत्पादन (मे.टन.)	६,७४,१८९।६१	४,९३,१९९।२८
सिमेन्ट विक्री (मे.टन.)	६,७४,६२५।७३	४,८५,८०२।४९

५) उच्च गुणस्तरीयता कायम राख्न गरिएको व्यवस्था :

अत्याधुनिक भि.आर.एम.प्रविधियुक्त प्लान्ट एण्ड मेशिनरी जडित उद्योगको निर्माण, चुनदुङ्गा संकलनको लागि पर्याप्त क्षेत्रफल सहितको चुनदुङ्गा राख्न सक्ने क्षमतायुक्त भण्डारण व्यवस्था,वातावरणीय वायु प्रदुषण नियन्त्रणका लागि ब्याग फिल्टर र ब्याग हाउस निर्माण तथा नेपाल गुणस्तर चिन्ह आइ.एस.ओ प्रमाण पत्र १४००१:२०१५ र आइएसओ प्रमाण पत्र ९००१:२०१५ को मान्यता प्राप्त गरेको छ। उद्योगमा २४सै घण्टा आफ्नै अत्याधुनिक ल्याबबाट हरेक घण्टामा उत्पादन परिक्षण गर्ने गरिएको छ। चुनदुङ्गाको गुणस्तर परिक्षणको लागि स्वचालित उपकरणहरु उद्योग मै जडीत छन्। साथै उत्पादित सिमेन्टको हरेक ब्याच सरकारी तथा अन्य निजी ल्याबहरुमा समेत नियमित गुणस्तर परिक्षण गर्ने गरिनुका साथै सिमेन्टको Compressive Strength परिक्षण गर्ने उच्च प्रविधियुक्त मेशिनरी जडित टेक्निकल ल्याबबाट सिमेन्टको ज्ञान भएका अनुभवी ईन्जिनियर, प्राविधिक मार्फत निर्माणस्थलमा गई उत्पादित सिमेन्टको गुणस्तरको जानकारी गराउने व्यवस्था मिलाइएको छ। कम्पनीले उत्पादन गरेको सिमेन्ट उच्च गुणस्तरको रहेको छ। साथै, कम्पनीमा रहेको अत्याधुनिक प्रविधियुक्त XRF मेशिनले कच्चा पदार्थको गुणस्तरियताको परिक्षण गर्ने र परिक्षण पश्चात् मात्र कच्चा पदार्थ प्रयोगमा ल्याइने गरिएको छ।

कम्पनीले सिमेन्टका आम उपभोक्ताहरुले सिमेन्ट खरिद गरी निर्माण गर्ने स्थलमा नै निः शुल्क रुपमा पुगी सिमेन्टसंग काम गर्ने मिस्त्री र कामदारहरुलाई सिमेन्टको प्रयोग गर्ने तरिका र सिमेन्टको गुणस्तर परीक्षण जस्ता कार्यहरु निः शुल्क रुपमा गर्न गराउन विगत वर्षहरु देखि नै अनुभवी ईन्जिनियरहरु सहितको प्राविधिक टिम, परीक्षण उपकरण मार्फत सेवा पुर्याइरहेका छौं। यस सेवालार्इ कम्पनीले निरन्तरता दिने नीति लिएको छ।

कम्पनीले प्रतिस्पर्धी सिमेन्टको बजारमा आफ्नो छुट्टै पहिचान स्थापित गरी अन्य सिमेन्टको तुलनामा प्रिमियममा विक्री वितरण गर्न गराउन दक्ष अनुभवि र इमान्दार नेतृत्व सहितको उत्पादन र सेल्स एण्ड मार्केटिंग तथा व्यवस्थापकीय क्षेत्रमा सक्षम जनशक्तिको व्यवस्थापनद्वारा कार्य गर्ने गराउने परिपाटी स्थापित गरेका छौं। यहाँ सम्मको यात्रामा कम्पनीको सबै शाखा र विभागमा कार्यरत जिम्मेवार कर्मचारीहरुको सधै उच्च मूल्याङ्कन गरी मनोबल बढाउने कार्यलाई निरन्तरता दिएका छौं। कर्मचारीहरुको वृत्ति विकासमा समेत कम्पनीले उपयुक्त ध्यान दिने छ भन्ने विश्वास दिलाउन चाहान्छु। साथै कर्मचारीहरुलाई सम्पत्तिको रुपमा ग्रहण गरी उहाँहरुलाई थप प्रोत्साहित गर्दै अबै दक्ष गराउन उपयुक्त तालिम, प्रशिक्षण, गोष्ठी, सेमिनारहरुमा सहभागि हुने वातावरण बनाउने व्यवस्था मिलाई मानव संशाधनलाई प्रेरणा दिने कार्यलाई निरन्तरता दिएका छौं।

६) कम्पनीको शेयर पूँजी र संचित कोष :

कम्पनीको अधिकृत पूँजी रु ५,००,००,००,०००।०० (अक्षरूपी पाँच अर्ब रुपैया मात्र) छ । हाल कम्पनीको जारी तथा चुक्ता पूँजी रु ४,६५,००,००,०००।०० (अक्षरूपी चार अर्ब पैसठ्ठी करोड रुपैया मात्र) रहेको छ । नेपालमा पहिलोपटक बुक विल्डिङ विधि बाट शेयरको प्रारम्भिक सार्वजनिक निष्काशन गर्ने प्रयासमा विगत ३ वर्ष देखि प्रयासरत रहेको सर्वोत्तम सिमेन्ट लिमिटेड हालैमा उक्त विधिबाट शेयर निष्काशन गर्ने नेपालको पहिलो कम्पनीको रूपमा स्थापित भई सो शेयर निष्काशन वापत रु २,२६,९६,४०,०००।०० (अक्षरूपी दुई अर्ब छव्विस करोड सोह्र लाख चालिस हजार रुपैया मात्र) रकम प्राप्त गरिसकेको छ । जसमध्ये रु ९,६६,९६,४०,०००।०० (अक्षरूपी एक अर्ब छैसठ्ठी करोड सोह्र लाख चालिस हजार रुपैया मात्र) शेयर प्रिमियम वापत र रु ६०,००,००,०००।०० (अक्षरूपी साठी करोड रुपैया मात्र) शेयर पूँजी वापत प्राप्त गरी शेयरधनी कोषमा थप गरिएको व्यहोरा जानकारी गराउन चाहान्छु । आ.व. २०७९।८० को अन्त्य सम्ममा कम्पनीको संचित कोष ३,९२,०९,२०,३४४।०० (अक्षरूपी तिन अर्ब बाह्र करोड एक लाख विस हजार तिन सय चौवालीस रुपैया) (सम्पतिको पूर्णमूल्याङ्कन वाहेक) रहेको छ ।

७) सूचना प्रविधि :

कम्पनीको कारोबारको लेखाइकन तथा अभिलेखलाई आधुनिकीकरण गर्न प्रारम्भ देखि नै FACT ERP नामक सफ्टवेयर खरिद गरी केन्द्रीकृत सर्भरमा आधारित विधि प्रयोग गरिरहेको र सोही अनुरूप सो सफ्टवेयरको अपग्रेड र कर्मचारीहरुको क्षमतामा अभिवृद्धि गर्दै लागिने नीति रहेको छ । साथै कम्पनीले मानव संसाधन व्यवस्थापनका लागि NIMBLE नामक सफ्टवेयर खरिद गरी प्रयोग गरिरहेको छ ।

८) सञ्चालक समितिको विवरण :

कम्पनीको पारितनियमावली बमोजिम जम्मा ७जना सञ्चालकहरुको व्यवस्था भएकोमा हाल यस कम्पनीमा संस्थापक शेयरधनि समूहबाट निम्न बमोजिम ५ जना सञ्चालकहरु कायम रहनु भएको छ। यसै वार्षिक साधारण सभा मार्फत कम्पनीको नियमावलीमा व्यवस्था भए बमोजिम संस्थापक शेयरधनी समूहबाट प्रतिनिधित्व गर्ने सञ्चालकहरु ५(पाँच) जना, सर्वसाधारण शेयरधनी समूहबाट प्रतिनिधित्व गर्ने सञ्चालक १ (एक) जना र १ (एक) जना स्वतन्त्र सञ्चालक नियुक्त हुनेछन् ।

हाल बहाल रहेका सञ्चालकहरुको विवरण निम्न अनुसार रहेका छन ।

क्र.स.	नाम, थर	पद
१	श्री विष्णु प्रसाद न्यौपाने	सञ्चालक अध्यक्ष
२	श्री विमल कुमार सावरथिया	सञ्चालक
३	श्री टिकाराम न्यौपाने	सञ्चालक
४	श्री दिवस न्यौपाने	सञ्चालक
५	श्री तेन्जीड लाग्देन तामाङ	सञ्चालक

९) संस्थागत सुशासन :

संस्थागत सुशासन कम्पनीको काम कारवाहीको मार्ग दर्शनको रूपमा रहेको मनन गर्दै सोहि अनुरूप सञ्चालक समितिका काम कारवाहीहरु तथा कम्पनीका अन्य सबै क्रियाकलापहरु पारदर्शी रूपमा संचालन गरी संस्थागत सुशासनको विकास गर्न एवम् सोको अनुभूति गराउन सदैव क्रियाशील छ । यस कम्पनीको संचालक समिति, व्यवस्थापन, शेयरधनीहरु लगायत सम्पूर्ण सरोकारवालाहरुको हित संरक्षण तथा प्रवर्धन गर्न सदैव प्रतिवद्ध रहेको अवगत गराउँदछु ।

१०) संस्थागत सामाजिक उत्तरदायित्व :

यस कम्पनी विगत वर्षहरु देखि नै आफ्नो समाजप्रतिको उत्तरदायित्वलाई बोध गरी विभिन्न प्रकारका संस्थागत सामाजिक उत्तरदायित्व वहन गर्ने सिलशिलामा औद्योगिक व्यवसाय ऐन तथा औद्योगिक व्यवसाय नियमावली २०७५ बमोजिम कम्पनीको मूनाफाको १ प्रतिशत बराबरको रकम तोकिएको क्षेत्रमा खर्च गर्नु पर्ने अनिवार्य व्यवस्था बमोजिमको योजना नेपाल सरकार उद्योग विभाग समक्ष पेश गरि सोही बमोजिम संस्थागत सामाजिक उत्तरदायित्व अर्न्तर्गत स्वास्थ्य शिक्षा, खेलकुद, पाठ्य सामाग्री, सडक, खानेपानी, सिंचाई, वातावरण संरक्षण तथा बृक्षारोपणका कार्यहरु भएका छन् । त्यसै गरी सामाजिक सहयोगका गतिविधिमा संलग्न भई संस्थागत उत्तरदायित्व निर्वाह गरिने व्यहोरा जानकारी गराउँदछौ । कम्पनीले खानी तथा उद्योग प्रभावित क्षेत्रका स्थानीय वासिन्दाहरुको स्वास्थ्य तथा शिक्षालाई उच्च प्राथमिकतामा राख्ने निति अवलम्बन गरेको छ ।

यसै गरी कम्पनीले आफ्नो उद्योग रहेको क्षेत्र सुनवल न.पा. मा नगरपालिकाको अनुरोधमा सुविधा सम्पन्न अस्पताल निर्माण गर्ने प्रतिवद्धता गरेको थियो । सोही क्रममा आएको काभिडको महामारीको समयमा करिब ५५ लाख रुपैयाँमा भन्दा बढी मूल्यको स्वास्थ्य उपकरणहरु खरिद गरी नगरपालिकालाई हस्तान्तरण गरेको व्यहोरा अवगत गराउदै, कम्पनीले अस्पताल निर्माण गर्ने आफ्नो प्रतिवद्धता अनुरूप नगरपालिकालाई आवश्यक जग्गा उपलब्ध गराउने र अस्पताल सञ्चालनको लागि आवश्यक सरकारी दरवन्दी सहित जनशक्ति व्यवस्थापनको लागि अनुरोध गरिएको छ । नगरपालिकाबाट यस सम्बन्धमा व्यवस्था भए पश्चात अस्पताल निर्माणको कार्य तिव्र रुपमा अघि बढ्ने विश्वास लिएको छु ।

११) आन्तरिक नियन्त्रण प्रणाली :

कम्पनीको आफ्नो व्यवसाय विस्तारसँगै त्यसमा अन्तर्निहित जोखिमहरु न्यूनीकरण गर्नको लागि आन्तरिक नियन्त्रण प्रणालीको महत्वपूर्ण भूमिका रहेको हुन्छ । कम्पनीले आफ्नो कारोवार तथा आन्तरिक नियन्त्रण प्रणालीलाई प्रभावकारी बनाउन तथा संस्थागत सुशासन परिपालनाको प्रत्यभूतिका लागि संचालक तथा व्यवस्थापन तहमा विभिन्न समिति लगायतका अन्य आवश्यक उपसमिति गठन गरी संचालन गरिरहेको छ । लेखापरीक्षणका दौरानमा देखिएमा कमी कमजोरीहरुलाई पुनरावृत्ति हुन नदिन सञ्चालक समितिले सञ्चालक श्री विमल कुमार सावरथिया, कम्पनीका प्रबन्धक श्री राजन बस्याल र सहायक प्रबन्धक श्री इश्वर बहादुर अधिकारी सदस्य रहेको लेखा समितिको स्थापना गरी उक्त समिति आफ्नो उद्देश्यमा निरन्तर क्रियाशिल रहेको छ । साथै कम्पनीले कम्पनीका संचालक एवं आधारभूत शेयरधनीहरूसंग सम्बद्ध संस्था एवं कम्पनीसंगको कारोवार गर्दा प्रतिस्पर्धात्मक सेवा र मूल्यमा समेत विशेष ध्यान दिई कारोवार गर्ने गरेका छौ ।

१२) आगामी दिनमा संस्थाको कारोवारलाई असर पार्न सक्ने मुख्य कुराहरु देहाय बमोजिम रहेका छन् :

- क) नेपाल सरकार तथा नियमनकारी निकायबाट समय समयमा प्रतिकूल निति नियम तर्जुमा गर्दा, संस्थाको कारोवारलाई असर गर्न सक्ने ।
- ख) सिमेन्टको उत्पादन क्षमता तथा आपूर्ती र मागमा रहेको असन्तुलनले संस्थाको कारोवारलाई असर गर्न सक्ने ।
- ग) बाह्य रुपले अन्तराष्ट्रिय सममामयिक घटनाक्रम तथा आर्थिक मन्दीले सृजना हुने विदेशी मुद्राको सटही दरमा हुने उच्च वृद्धि तथा ईन्धन र कोईलाको मूल्य वृद्धिले संस्थाको कारोवारलाई असर गर्न सक्ने ।

- घ) नेपाल विद्युत प्राधिकरणसंगको डेडिकेटेड र ट्रंक लाईनको छुट विल विवाद सम्बन्धि विभिन्न मुद्दाहरू सम्मानित अदालतहरू र डेडिकेटेड तथा ट्रंक लाईनको विद्युत महशुल विवाद समाधानका लागि गठित जाँचबुझ आयोगमा विचाराधिन रहेकोले सो को राय ले संस्थालाई व्यवसायमा असर गर्न सक्नेछ ।
- ङ) नेपाल सरकारको बजेटबाट निर्माण हुनु पर्ने परियोजनाहरू समयमा सम्पन्न हुन नसक्ने परिस्थिती र सरकारी बजेटको विकास तर्फको विनियोजित बजेट समयमा खर्च नहुनुले संस्थाको व्यवसायमा असर पर्न सक्ने सम्भावना रहेको
- च) विद्युतको नियमित आपूर्ती नहुनु तथा भोल्टेज सप्लाई स्थिर नरहनुले उद्योगको उत्पादन तथा कारोवारमा असर गर्ने ।
- छ) बैंकको व्याजदर तथा तरलता स्थिर नहुनुले कम्पनीको कारोवारमा असर पार्न सक्ने ।
- ज) विश्वव्यापी रूपले संक्रमण फैलीने सक्ने कोभिड जस्ता अन्य माहामारी, प्राकृतिक आपदा तथा सृजना हुन सक्ने अन्य कम्पनीको काबु बाहिरको परिस्थितीहरूले कम्पनीको कारोवारमा असर पार्न सक्ने ।

१३) लाभांश बाड्न सिफारिस गरिएको रकम :

कम्पनीले आ.व. २०७९।०८० सम्म गरेको व्यवसायबाट आर्जित संचित मुनाफा (Retained Earnings) बाट शेयरधनीहरूलाई चुक्ता पुँजी ४,६५,००,००,०००।०० (अक्षरूपी चार अर्ब पैसठ्ठी करोड मात्र) को १५% (लाभांश कर सहित) ले हुन आउने रु.६९,७५,००,०००/- (अक्षरूपी उनन्सत्तरी करोड पचहत्तर लाख रुपैयाँ मात्र) नगद लाभांश वितरण गर्न सञ्चालक समितिको निर्णय बमोजिम प्रस्ताव गरिएको छ ।

१४) लेखापरीक्षण, वासलात र अन्य विवरण :

२०८० आषाढ मसान्तको वासलात, २०७९।०८० को नाफा/नोक्सान हिसाब, नगद प्रवाह विवरण, सम्बन्धित अनुसूचीहरू र लेखापरीक्षकको प्रतिवेदन यसै प्रतिवेदनको अंगको रूपमा राखिएका छन् । साथै धितोपत्र दर्ता तथा निष्काशन नियमावली २०७३ को नियम २६(२) संग सम्बन्धित विवरण र कम्पनी ऐन, २०६३ को दफा १०९(४) बमोजिमका विवरणहरूलाई अतिरिक्त विवरणको रूपमा समेत प्रस्तुत गरिएको हुँदा यहाँ पुनरावृत्ति गरेको छैन । साथै कम्पनीको उत्पादन लागत, विक्री वितरण खर्च, व्यवस्थापन र प्रशासनिक खर्चहरूको विवरण लगायतका विषयहरू समेत यसै सञ्चालक समितिको प्रतिवेदन साथ संम्लग्न लेखापरीक्षकको प्रतिवेदन, वासलात, नाफा नोक्सान हिसाव किताव, लगायतका सम्म्लग्न विवरणहरूबाट प्रष्ट हुने नै छ भन्ने विश्वास लिएका छौं ।

अनुसूची

सहायक कम्पनीहरूको विवरण

१) सर्वोत्तम होलिडिङ्स प्रा.लि

सर्वोत्तम सिमेन्ट लिमिटेडको सत प्रतिशत लगानी रहेको यस सर्वोत्तम होलिडिङ्स प्रा.लि ले भविष्यमा आफ्नो सत प्रतिशत लगानीमा निर्माण सामाग्रीसंग सम्बन्धित अन्य उद्योग तथा व्यवसायमा लगानी गरी नाफामुलक कारोवार गर्दै जाने योजना रहेको छ । यस सहायक कम्पनीको अधिकृत पुँजी रु ६०,००,००,०००।- (अक्षरुपी साठी करोड रुपैया मात्र) र जारी पुँजी ५०,००,००,०००।- (अक्षरुपी पचास करोड रुपैया मात्र) तथा चुक्ता पुँजी ५०,००,००,०००।- (अक्षरुपी पचास करोड रुपैया मात्र) रहेको छ । यस प्रा.लि.का सत प्रतिशत लगानी रहेका कम्पनीहरु देहाय बमोजिम रहेको व्यहोरा समेत जानकारी गराउँदछौं ।

क्र. स.	कम्पनीको नाम	अधिकृत पुँजी रु	जारी पुँजी रु	चुक्ता पुँजी रु	कारोवारको किसिम		धारण प्रतिशत
					खरिद	विक्री	
१	सिद्धेश्वर मिनेरल्स प्रा.लि.	२,००,००,०००।००	१,००,००,०००।००	१,००,००,०००।००	४,९३,४९६।००	३१,४३५	१००%
२	सर्वोत्तम सिमेन्ट ईष्ट प्रा.लि.	१०,००,००,०००।००	२,५०,००,०००।००	२,५०,००,०००।००	३,९३,३९,६२७।००	४२,३२,४९५।००	१००%

२) सर्वोत्तम ईन्भेष्टमेन्ट प्रा. लि. :

सर्वोत्तम सिमेन्ट लिमिटेडको शत प्रतिशत शेयर लगानी रहने गरी यो सहायक कम्पनी संस्थापना गरिएको छ । यसको अधिकृत पुँजी रु १०,००,००,०००।- (अक्षरुपी दस करोड रुपैया मात्र), जारी पुँजी १०,००,००,०००।- (अक्षरुपी दस करोड रुपैया मात्र) र चुक्ता पुँजी रु ७,५०,००,०००।०० (अक्षरुपी सात करोड पचास लाख रुपैया मात्र) रहेको छ ।

सर्वोत्तम सिमेन्ट लिमिटेड

धितोपत्र दर्ता तथा निष्काशन नियमावली, २०७३ को नियम २६ को उपनियम (२) संग सम्बन्धित

वार्षिक प्रतिवेदन

- १) सञ्चालक समितिको प्रतिवेदन : यसै वार्षिक प्रतिवेदनमा संलग्न गरिएको छ ।
- २) लेखापरीक्षकको प्रतिवेदन : यसै वार्षिक प्रतिवेदनमा संलग्न गरिएको छ ।
- ३) लेखापरीक्षण भएको वितीय विवरण : यसै वार्षिक प्रतिवेदनमा संलग्न गरिएको छ ।
- ४) कानूनी कारवाही सम्बन्धी विवरण

यस संस्थाले वा संस्थाको विरुद्ध कुनै मुद्दा दायर भएको जानकारी :

- (क) नेपाल विद्युत प्राधिकरणसंगको डेडिकेटेड र ट्रंक लाईनको छुट विल विवाद सम्बन्धि विभिन्न मुद्दाहरु सम्मानित अदालत र डेडिकेटेड तथा ट्रंक लाईनको विद्युत महशुल विवाद समाधानका लागि गठित जाँचबुझ आयोगमा विचाराधिन रहेको ।
- (ख) कम्पनीले सिमेन्ट विक्री गर्न नियुक्त गरेका वितरक र सिमेन्ट खरिदकर्ता संस्थाहरुले समयमा रकम भुक्तानी नगरेको विषयमा त्यस्ता केहि संस्था समेतका विरुद्ध रकम असूलीका लागि श्री काठमाडौं जिल्ला अदालत र अन्य जिल्ला अदालतहरुमा फिराद दायर गरेकोमा कानूनी प्रक्रियामा मुद्दाहरु विचाराधिन रहेका छन ।
- ५) कुनै संस्थापक वा सञ्चालक विरुद्ध आर्थिक अपराध गरेको सम्बन्धमा कुनै मुद्दा दायर गरेको वा भएको बारे कुनै जानकारी प्राप्त भएको छैन ।
- ६) संगठित संस्थाको शेयर कारोबार तथा प्रगतिको विश्लेषण
 - (क) धितोपत्र बजारमा भएको संगठित संस्थाको शेयरको कारोबार सम्बन्धमा व्यवस्थापनकोधारणा : गत आ.व. मा कुनै कारोबार नभएको ।
 - (ख) आ.व. २०७९।८० को प्रत्येक त्रैमासिक अवधिमा संगठित संस्थाको शेयरको अधिकतम, न्यूनतम र अन्तिम मूल्यका साथै कुल कारोबार शेयर संख्या र कारोबार दिन : चालु आ.व. २०८० मा शेयरको सूचिकरण भएको हुँदा गत आ.व. का लागि लागु नहुने ।
- ७) समस्या तथा चुनौती र समाधानका लागि कम्पनीले लिएको रणनिति देहाय बमोजिम रहेका छन् :

क) समस्या तथा चुनौती :

- १) नेपाल सरकार तथा नियमनकारी निकायबाट समय समयमा प्रतिकुल निति नियम तर्जुमा गर्दा, समस्या तथा चुनौती थप हुन सक्ने ।
- २) सिमेन्टको उत्पादन क्षमता तथा आपूर्ती र मागमा रहेको असन्तुलनले गर्दा, समस्या तथा चुनौती थप हुन सक्ने ।
- ३) बाह्य रूपले अन्तराष्ट्रिय समसामयिक घटनाक्रम तथा आर्थिक मन्दीले सृजना हुने विदेशी मुद्राको सटही दरमा हुने उच्च वृद्धि तथा ईन्धन र कोईलाको मूल्य वृद्धिले संस्थालाई कारोवारमा समस्या तथा चुनौती थप हुन सक्ने ।

- ४) नेपाल विद्युत प्राधिकरणसंगको डेडिकेटेड र ट्रंक लाईनको छुट विल विवाद सम्बन्धि विभिन्न मुद्दाहरू सम्मानित अदालतहरू र डेडिकेटेड तथा ट्रंक लाईनको विद्युत महशुल विवाद समाधानका लागि गठित जाँचबुझ आयोगमा विचाराधिन रही रहेकोले सो को राय ले संस्थालाई असर गर्न सक्नेछ ।
- ५) नेपाल सरकारको वजेटबाट निर्माण हुनु पर्ने परियोजनाहरू समयमा सम्पन्न हुन नसक्ने परिस्थिती र सरकारी वजेटको विकास तर्फको विनियोजित वजेट समयमा खर्च नहुनुले व्यवसायमा समस्या तथा चुनौती थप हुन सक्ने ।
- ६) विद्युतको नियमित आपूर्ती नहुनु तथा भोल्टेज सप्लाई स्थिर नरहनुले उद्योगको उत्पादन तथा कारोवारमा समस्या तथा चुनौती थप हुन सक्ने ।
- ७) बैंकको व्याजदर तथा तरलता स्थिर नहुनुले कम्पनीलाई समस्या तथा चुनौती थप हुन सक्ने ।
- ८) विश्वव्यापी रुपले संक्रमण फैलीने सक्ने कोभिड जस्ता अन्य माहामारी , प्राकृतिक आपदा तथा सृजना हुन सक्ने अन्य कम्पनीको काबु बाहिरको परिस्थितीहरूले कारोवारमा समस्या तथा चुनौती थप हुन सक्ने ।
- ९) संस्थाको सूचना प्रविधि प्रणालि तथा महत्वपूर्ण तथ्याङ्क संग्रहित सर्वरमा हुन सक्ने जोखिम ।

(ख) रणनीति :

माथि उल्लेखित चुनौती र समस्याका अतिरिक्त वर्तमान अवस्थामा व्याजदरमा हुने उताचढाव, प्रतिस्पर्धि उत्पादनको उपस्थितिले हुनसक्ने अस्वस्थ प्रतिस्पर्धा, कोइला, पेटकोट, डिजेल लागयतका समाग्रीको उच्च दरमा भई रहेको मूल्य वृद्धि जस्ता कुराहरूले असर गर्न सक्ने भएतापनि हाल सम्म यस्ता घटनाबाट पर्न सक्ने असरबाट संस्था सचेत भई संस्थालाई प्रगति उन्मुख बनाउन देहाय बमोजिमका रणनीतिहरू अवलम्बन गरी आएको छ ।

- १) विदेशि मुद्रामा आयात गर्नुपर्ने कच्चा पदार्थको हकमा संस्थाले विनिमय दर हेज (HEDGE) गर्ने निति बनाएको छ ।
- २) नियमित विद्युतको आपूर्तीलाई सुचारु राख्न संस्थाले ५.५ मेगावाटको नेपालकै एक मात्र थर्मल पावर प्लान्टबाट विद्युत उत्पादन गर्नेछ । साथै संस्थाले अतिरिक्त १० मेगावाटको फर्नेश आईल जेनेरेटरको व्यवस्था गरेको छ ।
- ३) बाह्य तथा आन्तरिक समसामयिक घटनाक्रम तथा काबु बाहिरका परिस्थितीबाट उद्योग सञ्चालनमा रोकबाट आउन नदिन संस्थाले प्रयाप्त मात्रामा कच्चा पदार्थको भण्डारण र उद्योग तथा आफ्ना कर्मचारीहरूको बीमा समेत गरेको छ ।
- ४) बैंकिङ्ग व्याजदरमा हुने परिवर्तनबाट संस्थालाई हुने असर न्यूनिकरण गर्न संस्थाले निकट भविश्यमानै ऋण मुक्त हुने निति अवलम्बन गरेको छ । सोहि निति बमोजिम संस्थाले हाल सम्म ९८ प्रतिशत भन्दा बढी आवधिक कर्जा भुक्तानी गरिसकेको छ ।
- ५) संस्थाको सूचना प्रविधि प्रणालि तथा महत्वपूर्ण तथ्याङ्क संग्रहित सर्वरमा हुन सक्ने जोखिमको न्यूनिकरणको लागि संस्थाले अतिरिक्त सर्वरको व्यवस्था गर्नुको साथै साईवर सुरक्षाका उपायहरू हदैसम्म अवलम्बन गरेको छ ।

६) राष्ट्रको औद्योगिक, आर्थिक, मौद्रिक तथा वित्तीय नीति परिवर्तनबाट सृजना हुन सक्ने संभावित जोखिमहरु रहने नै छन् । कम्पनीले सरकारी नीति परिवर्तनका कारण जोखिम हुने छैन भन्ने विश्वास लिएका छौं ।

द) संस्थागत सुशासन :

संस्थागत सुशासनका लागि कम्पनी प्रतिबद्ध रहेको छ आकर्षित हुने सबै ऐन, नियम, निर्देशिकाहरुको पूर्ण पालना गर्दै उद्योग संचालन गरिएको छ । सञ्चालक समितिका काम कारवाहीहरु तथा संस्थाको अन्य सबै क्रियाकलापहरु पारदर्शी रुपमा संचालन गरी संस्थागत सुशासनको विकास गर्न एवम् सोको अनुभूति गराउन संस्था सदैव तत्पर रहेको छ ।

९) विवरणपत्रमा पक्षेपण गरिएका र लेखापरीक्षण भएको विवरणमा पर्न गएको फरक र त्यसको कारण: छैन ।

सर्वोत्तम सिमेन्ट लिमिटेड

कम्पनी ऐन, २०६३ को दफा १०९ को उपदफा ४ अनुसारको अतिरिक्त विवरण आर्थिक वर्ष २०७९/०८०

- (क) विगत वर्षको कारोबारको सिंहावलोकन : सञ्चालक समितिको प्रतिवेदनमा विस्तृत रूपमा उल्लेख गरिएको ।
- (ख) राष्ट्रिय तथा अन्तर्राष्ट्रिय परिस्थितिबाट कम्पनीको कारोबारलाई कुनै असर परेको भए सो असर : संचालक समितिको प्रतिवेदनमा विस्तृतरूपमा उल्लेख गरिएको ।
- (ग) प्रतिवेदन तयार भएको मितिसम्म चालु वर्षको उपलब्धि र भविष्यमा गर्नुपर्ने कुराको सम्बन्धमा संचालक समितिको धारणा : संचालक समितिको प्रतिवेदनमा विस्तृत रूपमा उल्लेख गरिएको
- (घ) कम्पनीको औद्योगिक वा व्यवसायिक सम्बन्ध: यस सम्बन्धमा संचालक समितिको प्रतिवेदनमा विस्तृत जानकारी उपलब्ध गराइएको ।
- (ङ) संचालक समितिमा भएको हेरफेर र सोको कारण : संचालक समितिमा कुनै हेरफेर नभएको ।
- (च) संस्थाको कारोबारलाई असर पार्न सक्ने मुख्य समस्या तथा चुनौतिहरु: संचालक समितिको प्रतिवेदनमा उल्लेख गरिएको ।
- (छ) लेखापरीक्षण प्रतिवेदनमा कुनै कैफियत उल्लेख भएको भए सो उपर संचालक समितिको प्रतिक्रिया : कुनै कैफियत नरहेको
- (ज) लाभांश बाँडफाँड गर्न सिफारिस गरिएको रकम : कम्पनीले आ.व. २०७९।०८० सम्म गरेको व्यवसायबाट आर्जित संचित मुनाफा (Retained Earnings) बाट कम्पनीमा कायम शेयरधनीहरुलाई चुक्ता पुँजी ४,६५,००,००,०००।०० (अक्षरूपी चार अर्ब पैसठ्ठी करोड करोड मात्र) को १५% (लाभांश कर सहित) ले हुन आउने रु.६९,७५,००,०००/- (अक्षरूपी उनन्सत्तरी करोड पचहत्तर लाख रुपैयाँ मात्र) नगद लाभांश पारित गर्न सिफारिस गरीएको छ ।
- (झ) शेयर जफत भएको भए जफत भएको शेयर संख्या र त्यसको शेयरको अंकीत मूल्य, त्यस्तो शेयर जफत हुनुभन्दा अगावै सो वापत् बैकले प्राप्त गरेको जम्मा रकम र त्यस्तो शेयर जफत भएपछि सो शेयर बिक्री गरी बैकले प्राप्त गरेको रकम तथा जफत भएको शेयर बापत रकम फिर्ता गरेको भए सोको विवरण : नभएको ।
- (ञ) विगत आ.व. मा संस्था र संस्थाको सहायक कम्पनीको कारोबारको प्रगति र सो आर्थिक वर्षको अन्त्यमा रहेको स्थितिको पुनरावलोकन: आ.व. २०७९।०८० मा संस्थाको प्रगतिको सम्बन्धमा मूल प्रतिवेदनमा उल्लेख भैसकेको छ । संस्थाको सहायक कम्पनीहरुमा गरिएको लगानीको स्थितीको विषयमा यसै प्रतिवेदनको अनुसूचीमा उल्लेख गरिएको छ ।
- (ट) संस्थाको सहायक कम्पनीले आर्थिक वर्ष २०७९।०८० मा सम्पन्न गरेको प्रमुख कारोबारहरु र सो अवधिमा संस्थाको कारोबारमा आएको कुनै महत्वपूर्ण परिवर्तन : संस्थाको र सहायक कम्पनीहरुको कारोबार विवरण मूल प्रतिवेदनको अनुसूची खण्डमा उल्लेख गरिएको छ ।
- (ठ) विगत आर्थिक वर्षमा संस्थाको आधारभूत शेयरधनीहले संस्थालाई उपलब्ध गराएको उपलब्ध जानकारी: आ.व. २०७९।०८० मा संस्थाको आधारभूत शेयरधनीहरुले संस्थालाई कुनै व्यहोराको जानकारी नगराएको व्यहोरा अवगत गराउँदछौ ।

(ड) विगत आर्थिक वर्षमा संस्थाका संचालक तथा पदाधिकारीहरूले लिएको शेयरको स्वामित्व विवरण र संस्थाको शेयर कारोवारमा निजहरू संलग्न रहेको भए सो सम्बन्धमा निजहरूबाट संस्थाले प्राप्त गरेको जानकारी :

सञ्चालकहरूले ग्रहण गरेको शेयरको विवरण:

नाम	पद	शेयर संख्या
श्री बिष्णु प्रसाद न्यौपाने	सञ्चालक अध्यक्ष	१,१७,३४,२७९
श्री विमल कुमार सावरथिया (कृष्ण इन्टरनेशनल प्रा.लि.को प्रतिनिधि)	सञ्चालक	५९,५५९
श्री टिकाराम न्यौपाने	सञ्चालक	३९,०३,४८५
श्री दिवस न्यौपाने	सञ्चालक	५,९५६
श्री तेन्जीङ लाग्देन तामाङ	सञ्चालक	२७,०८,१४०

संस्थाको शेयर कारोवारमा संस्थाका सञ्चालक तथा पदाधिकारीहरू संलग्न नरहेको ।

(ढ) विगत आर्थिक वर्षमा संस्थासंग सम्बन्धित सम्भौताहरूमा कुनै संचालक तथा निजको नातेदारको व्यक्तिगत स्वार्थको बारेमा उपलब्ध गराईएको जानकारीको व्यहोरा: आ.व. २०७९।०८० मा संस्थासंग सम्बन्धित सम्भौताहरूमा संचालक तथा निजको नजिकको नातेदारको व्यक्तिगत स्वार्थ नरहेको र हालसम्म संस्थामा त्यस्तो जानकारी उपलब्ध नभएको व्यहोरा जानकारी गराउँदछौं ।

(ण) संस्थाले आफ्नो शेयर आफैले खरिद गरेको भए त्यसरी आफै खरिद गर्नको कारण, त्यस्तो शेयरको संख्या र अंकित मूल्य तथा त्यसरी शेयर खरिद बापत संस्थाले भुक्तानी गरेको रकम : हालसम्म संस्थाले आफ्नो शेयर आफै खरिद गरेको छैन ।

(त) आन्तरिक नियन्त्रण प्रणाली भए वा नभएको र भएको भए सोको विस्तृत विवरण : संचालक समितिको प्रतिवेदनमा विस्तृत रूपमा उल्लेख गरिएको ।

(थ) आर्थिक वर्ष २०७९।८० को कूल व्यवस्थापनको खर्चको विवरण :

आ.व. २०७९।८० मा कूल व्यवस्थापन खर्च जम्मा रु १३,६५,३५,७९१।०० रहेको छ ।

(द) लेखापरीक्षण समितिका सदस्यहरूको नामावली, निजहरूले प्राप्त पारिश्रमिक, भत्ता तथा सुविधा, सो समितिले गरेको काम कारवाहीको विवरण र सो समितिले कुनै सुझाव दिएको भए सोको विवरण : लेखापरीक्षण समितिका पदाधिकारीहरूमा सञ्चालक श्री विमल कुमार सावरथिया तथा प्रबन्धक श्री राजन बस्याल र सहायक प्रबन्धक ईश्वर अधिकारी रहनु भएको छ । लेखापरीक्षण समितिका पदाधिकारी सदस्यहरू र अन्य उप-समितिका पदाधिकारी सदस्यहरूलाई हाललाई बैठक भत्ता उपलब्ध गराउने व्यवस्था गरिएको छैन । उक्त समितिले कम्पनी ऐन २०६३ ले तोके बमोजिमका काम कुराहरू हेरी सञ्चालक समिति समक्ष प्रतिवेदन पेश गर्ने गरेको व्यहोरा जानकारी गराउँदछौं ।

(ध) सञ्चालक, प्रबन्ध सञ्चालक, कार्यकारी प्रमुख, संस्थाका आधारभूत शेयरधनी वा निजका नजिकका नातेदार वा निज संलग्न रहेको फर्म कम्पनी वा संगठित संस्थाले संस्थालाई कुनै रकम बुझाउन बाँकी रहेको भए सो कुरा : लेखापरीक्षण प्रतिवेदनमा उल्लेख गरिएको ।

न) सञ्चालक, प्रबन्ध सञ्चालक, कार्यकारी प्रमुख, तथा पदाधिकारीहरूलाई भूक्तान गरिएको पारिश्रमिक भत्ता तथा सुविधाको रकम:

संस्थाका सञ्चालक, तथा पदाधिकारीहरूलाई भूक्तान गरिएको पारिश्रमिक, भत्ता तथा सुविधाको रकम देहाय बमोजिम रहेको छ ।

क्र.स.	विवरण	सञ्चालक समुह	व्यवस्थापन समुह
१	तलबभत्ता	५५,८७,१८८।००	२,६८,९३,३७२।००

प) शेयरधनीहरूले बुझिलिन बाँकी रहेको लाभांशको रकम : छैन ।

फ) कम्पनी ऐन, २०६३ को दफा १४१ बमोजिम सम्पत्ति खरिद वा बिक्री गरेको विवरण : छैन ।

ब) कम्पनी ऐन, २०६३ को दफा ९३ बमोजिम सम्बद्ध कम्पनी बिच भएको कारोवारको विवरण :

कम्पनीका संस्थापक शेयरवाला तथा सञ्चालकहरू सम्बद्ध रहेका अन्य संस्थासंग कम्पनीले नियमानुसार गरेको खरिद बिक्री कारोवार विवरण निम्न अनुसार रहेका छन् ।

सम्बन्धित पक्षको नाम	कारोबार रकम	कारोबारको प्रकृति
सर्वोत्तम मिनरल्स प्रा.लि.	८,०२,९६९।००	खरिद
सर्वोत्तम मिनरल्स प्रा.लि.	१५,४४,२२१।००	बिक्री
जगदम्बा सिमेन्ट प्रा.लि.	१०,५६,७७,९९१।००	खरिद
जगदम्बा सिमेन्ट प्रा.लि.	६०,५३,६०,३७९।००	बिक्री
शुभश्री जगदम्बा सिमेन्ट लि.	४१,४०,७२,५८५।००	खरिद
शुभश्री जगदम्बा सिमेन्ट लि.	४,९१,१४,१९७।००	बिक्री
लक्ष्मी स्टिल्स लि.	४,४६,४३,४१०।००	खरिद
लक्ष्मी स्टिल्स लि.	१,११,२९,९८३।००	बिक्री
सर्वोत्तम स्टिल लि.	३४,७४,२५७।००	खरिद
सर्वोत्तम स्टिल लि.	३,७२,७८१।००	बिक्री
सौरभ फोटो इन्टरनेशनल	३,८३,३८६।००	खरिद

भ) कम्पनी ऐन, २०६३ तथा प्रचलित कानून बमोजिम सञ्चालक समितिको प्रतिवेदनमा खुलाउनु पर्ने अन्य कुनै कुरा : यस अवधिमा कूल ४० वटा सञ्चालक समितिको र ४ वटा लेखा परिक्षण समितिको बैठक बसेको छ ।

प्रचलित कानून बमोजिम खुलाउने पर्ने आवश्यक सबै कुरा खुलाईसकिएको व्यहोरा अवगत गराउँदछौं ।

Priyank & Associates

Chartered Accountants

Sinamangal, Kathmandu, Mob:-9852031935

INDEPENDENT AUDITOR'S REPORT TO THE SHAREHOLDERS OF SARBOTTAM CEMENT LTD. REPORT ON THE AUDIT OF STANDALONE FINANCIAL STATEMENTS

Opinion

We have audited the accompanying Standalone Financial Statements of Sarbottam Cement Ltd. ("the Company") which comprises the Statement of Financial Position as at Ashadh 31, 2080 (July 16, 2023), Statement of Profit or Loss & Other Comprehensive Income, Statement of Changes in Equity & Statement of Cash Flows for the year ended Ashadh 31, 2080 (July 16, 2023), and Notes to Financial Statement including Summary of Significant Accounting Policies.

In our opinion and to the best of our information and according to the explanations given to us, the aforesaid Standalone Financial Statements give a true and fair view in conformity with Nepal Financial Reporting Standards (NFRSs), of the state of affairs of the Company as at Ashadh 31, 2080 (July 16, 2023), and its profit, total comprehensive income, its cash flows & the changes in equity for the year ended on that date.

Basis of Opinion

We conducted our audit of the Standalone Financial Statements in accordance with the Nepal Standard on Auditing (NSAs) & applicable law. Our responsibilities under those Standards are further described in the Auditor's Responsibility for the audit of the Standalone Financial Statements section of our report.

We are independent of the Company in accordance with the Code of Ethics issued by the Institute of Chartered Accountants of Nepal (ICAN) together with the ethical requirements that are relevant to our audit of the Standalone Financial Statements under the provisions of the Act and the Rules made thereunder, and we have fulfilled our ethical responsibilities in accordance with these requirements and the ICAN's Code of Ethics.

We believe that the audit evidence obtained by us is sufficient and appropriate to provide a basis of our audit opinion on Standalone Financial Statements.

Key Audit Matters

Key audit matters are those matters that, in our professional judgment, were of most significance in our audit of the standalone financial statements of the current period. These matters were addressed in the context of our audit of the standalone financial statements as a whole, and in forming our opinion thereon, and we do not provide a separate opinion on these matters. We have determined the matter described below to be the key audit matter to be communicated in our report.

Key Audit Matter	How the matter was addressed in our audit
Useful life of Property, Plant and Equipment: Post adoption of NFRS, the Company has changed method of depreciation from Written Down Value (WDV) method to Straight Line Method (SLM). Given the judgement used for assessing useful life and its significant impact to the Financial Statement, this is a key audit matter.	 Our principal audit procedures performed, among other procedures, included the following: <ol style="list-style-type: none">1. We obtained understanding of the management's processes for assessing the useful life of PPE.2. We carried out testing of management's control over assessing the useful life of PPE.3. We tested the basis of useful life.



Depreciation on Property, Plant and Equipment other than Freehold Land is provided on "Straight Line Method (SLM)" based on Useful Life estimated by technical expert of the management.

The Assets Useful Life are reviewed at the reporting date and the effect of any changes in estimates are accounted for on a prospective basis.

4. We verified the technical evaluation done by management while assessing the useful life of PPE.
5. Assessed the accounting principles applied by the Company to estimate useful life in accordance with the Nepal Financial Reporting Standards and ensured adequacy of disclosures.

Contingent Liabilities related to Appeals against Dedicated Line Electricity Bill of Rs. 675,773,147

The Company is exposed to different laws, regulations and their interpretations thereof. In this regulatory environment there is inherent risk of litigations and claims. Consequently, contingent liabilities disclosures may arise from Contractual Obligation, Direct & Indirect Taxes and Other Matters (If Any).

The company applies significant judgement in estimating the likelihood of the future outcome in the case of Electricity Over Billing Issues amounting to Rs. 675,773,147 and the company has filed an Appeals against Nepal Electricity Authority at Honorable Supreme Court. Such legal case is pending till the date of reporting period. The impact of the same is not reflected in the profitability of respective financial years.

These estimates could change significantly over time as new facts emerge and each legal case progresses.

Given the inherent complexity and magnitude of potential exposures and the judgement necessary to estimate the amount of provisions required or to determine required disclosures this is a key audit matter.

Our audit procedures included:

1. We have gained an understanding of outstanding litigations against the company from the company's in-house legal counsel and other key managerial personnel who have knowledge of these matters.
2. We have read the cases records and the legal opinions of external legal advisors where applicable for significant matters.
3. We have tested the completeness of the litigations and claims by examining on a sample basis the Company's legal expenses and minutes of the Board meetings.
4. We have assessed the adequacy of the Company's disclosures in respect of contingent liabilities for Electricity Overbilling Issues and legal matters.

Information Other than the Financial Statements and Auditor's Report Thereon

The Company's Board of Directors is responsible for the other information. The other information comprises the Directors' report and Management Discussion and Analysis, Report on Corporate Governance and Business Responsibility report, but does not include the Consolidated Financial Statements, Standalone Financial Statements & our Auditor's report thereon.

Our opinion on the Standalone Financial Statements does not cover the other information and we do not express any form of assurance conclusion thereon.

In connection with our audit of the standalone financial statements, our responsibility is to read the other information and, in doing so, consider whether the other information is materially inconsistent with the standalone



financial statements or our knowledge obtained during the course of our audit or otherwise appears to be materially misstated.

If, based on the work we have performed, we conclude that there is a material misstatement of this other information, we are required to report that fact. We have nothing to report in this regard.

Managements Responsibility for the Standalone Financial Statements

Management is responsible for preparation and fair presentation of the Standalone Financial Statements in accordance with the Nepal Financial Reporting Standards (NFRSs) and for such internal control as management determines is necessary to enable the preparation of Standalone Financial Statements that are free from material misstatement, whether due to fraud or error.

In preparing the Standalone Financial Statements, management is responsible for assessing its ability to continue as a going concern, disclosing, as applicable, matters related to going concern and using the going concern basis of accounting unless the management either intends to liquidate or cease operations, or has no realistic alternative but to do so.

Those charged with governance are responsible for overseeing the Company's Financial Reporting process.

Auditor's Responsibility for the Audit of the Standalone Financial Statements

Our objectives are to obtain reasonable assurance about whether the Standalone Financial Statements as a whole are free from material misstatement, whether due to fraud or error, and to issue an Auditor's Report that includes our opinion. Reasonable assurance is a high level of assurance but is not a guarantee that an audit conducted in accordance with NSAs will always detect a material misstatement when it exists. Misstatements can arise from fraud or error and are considered material if, individually or in the aggregate, they could reasonably be expected to influence the economic decision of users taken on the basis of these Standalone Financial Statements.

As part of an audit in accordance with NSAs, we exercise professional judgement and maintain professional skepticism throughout the audit. We also:

- i) Identify and assess the risk of material misstatement of the Standalone Financial Statements, whether due to fraud or error, design and perform audit procedures responsive to those risks, and obtain audit evidence that is sufficient and appropriate to provide a basis for our opinion. The risk of not detecting a material misstatement resulting from fraud is higher than for one resulting from error, as fraud may involve collusion, forgery, intentional omissions, misrepresentation, or the override of internal controls.
- ii) Obtain an understanding of Internal Control relevant to audit in order to design audit procedures that are appropriate in the circumstances, but not for the purpose of expressing an opinion on the effectiveness of Company's Internal Control.
- iii) Evaluate the appropriateness of accounting policies used and the reasonableness of accounting estimates and related disclosures made by the management.
- iv) Conclude on the appropriateness of management's use of the going concern basis of accounting and, based on the audit evidence obtained, whether a material uncertainty exists related to events or conditions that may cast significant doubt on the Company's ability to continue as a going concern. If we conclude that a material uncertainty exists, we are required to draw attention in our Auditor's Report to the related disclosures in the Standalone Financial Statements or, if such disclosures are inadequate, to modify our opinion. Our conclusions are based on the audit evidence obtained up to the date of our auditor's report. However, Future events or conditions may cause the Company to cease to continue as a going concern.
- v) Evaluate the overall presentation, structure, and content of the Standalone Financial Statements, including the disclosures, and whether the Standalone Financial Statements represent the underlying transactions and events in a manner that achieves fair presentation.



We communicate with those charged with governance regarding, among other matters, the planned scope and timing of the audit and significant audit findings, including any significant deficiencies in internal control that we identify during our audit.

We also communicate with those charged with governance that we have complied with relevant ethical requirements regarding independence, and to communicate with them all relationships and other matters that may reasonably be thought to bear on our independence, and where applicable, related safeguards.

Report on the Other Legal & Regulatory Requirements

- i) We have obtained information and explanations asked for, which, to the best of our knowledge and belief, were necessary for the purpose of our audit.
- ii) In our opinion, proper books of account as required by law relating to preparation of the aforesaid Standalone Financial Statements have been kept so far as it appears from our examination of those books.
- iii) Statement of Financial Position, Statement of Profit or Loss & Other Comprehensive Income, Statement of Changes in Equity and Statement of Cash Flows have been prepared in accordance with the requirements of the Companies Act, 2063 and are in agreement with the books of account of the Company.
- iv) During our examination of the books of account of the Company, we have not come across the cases where the Board of Directors or any member of there or any representative or any office holder or any employee of the Company has acted contrary to the provisions of law or caused loss or damage to the Company, and
- v) We have not come across any fraudulent activities in the books of accounts.

Place: Kathmandu

Date: 2023-12-18

UDIN: 231219CA009896hDcM

For Priyank & Associates
Chartered Accountants



CA. Priyank Pokhrel
Proprietor

Priyank & Associates

Chartered Accountants

Sinamangal, Kathmandu, Mob:-9852031935

INDEPENDENT AUDITOR'S REPORT TO THE SHAREHOLDERS OF SARBOTTAM CEMENT LTD. REPORT ON THE AUDIT OF CONSOLIDATED FINANCIAL STATEMENTS

Opinion

We have audited the accompanying Consolidated Financial Statements of Sarbottam Cement Ltd. ("the Parent") & its subsidiaries, (the Parent and its subsidiaries together referred to as "the Group") which includes the Group's share of profit in its associates, which comprises the Consolidated Statement of Financial Position as at Ashadh 31, 2080 (July 16, 2023), and the Consolidated Statement of Profit or Loss & Other Comprehensive Income, Consolidated Statement of Changes in Equity & Consolidated Statement of Cash Flows for the year ended Ashadh 31, 2080 (July 16, 2023), and Notes to Financial Statement including Summary of Significant Accounting Policies.

In our opinion and to the best of our information and according to the explanations given to us, and based on the consideration of reports of the other auditors on separate financial statements of the subsidiaries and associates referred to in the Other Matters section below, the aforesaid Consolidated Financial Statements give a true and fair view in conformity with Nepal Financial Reporting Standards (NFRSs), of the Consolidated state of affairs of the Group as at Ashadh 31, 2080 (July 16, 2023), and their consolidated Profit or Loss & Other Comprehensive Income, their consolidated Cash Flows and their Consolidated Changes in Equity for the year ended on that date.

Basis of Opinion

We conducted our audit of the Consolidated Financial Statements in accordance with the Nepal Standard on Auditing (NSAs) & applicable law. Our responsibilities under those Standards are further described in the Auditor's Responsibility for the audit of the Consolidated Financial Statements section of our report.

We are independent of the Group in accordance with the Code of Ethics issued by the Institute of Chartered Accountants of Nepal (ICAN) together with the ethical requirements that are relevant to our audit of the consolidated financial statements under the provisions of the Act & the Rules made thereunder, and we have fulfilled our ethical responsibilities in accordance with these requirements and the ICAN's Code of Ethics.

We believe that the audit evidence obtained by us is sufficient and appropriate to provide a basis of our audit opinion on Consolidated Financial Statements.

Key Audit Matters

Key audit matters are those matters that, in our professional judgment, were of most significance in our audit of the Consolidated Financial Statements of the current period. These matters were addressed in the context of our audit of the Consolidated Financial Statements as a whole, and in forming our opinion thereon, and we do not provide a separate opinion on these matters. We have determined the matters described below to be the key audit matters to be communicated in our report.

Key Audit Matter	How the matter was addressed in our audit
Useful life of Property, Plant and Equipment: Post adoption of NFRS, the Group has changed method of depreciation from Written Down Value (WDV) method to Straight Line Method (SLM). Given the judgement used for assessing useful life	Our principal audit procedures performed, among other procedures, included the following: 1. We obtained understanding of the management's processes for assessing the useful life of PPE.



and its significant impact to the Financial Statement, this is a key audit matter.

Depreciation on Property, Plant and Equipment other than Freehold Land is provided on "Straight Line Method (SLM)" based on Useful Life estimated by technical expert of the management.

The Assets Useful Life are reviewed at the reporting date and the effect of any changes in estimates are accounted for on a prospective basis.

Contingent Liabilities related to Appeals against Dedicated Line Electricity Bill Issues of Rs. 675,773,147

The Company is exposed to different laws, regulations and their interpretations thereof. In this regulatory environment there is inherent risk of litigations and claims. Consequently, contingent liabilities disclosures may arise from Contractual Obligation, Direct & Indirect Taxes and Other Matters (If Any).

The company applies significant judgement in estimating the likelihood of the future outcome in the case of Electricity Over Billing Issues amounting to Rs. 675,773,147 and the company has filed an Appeals against Nepal Electricity Authority at Honorable Supreme Court. Such legal case is pending till the date of reporting period. The impact of the same is not reflected in the profitability of respective financial years.

These estimates could change significantly over time as new facts emerge and each legal case progresses.

Given the inherent complexity and magnitude of potential exposures and the judgement necessary to estimate the amount of provisions required or to determine required disclosures this is a key audit matter.

2. We carried out testing of management's control over assessing the useful life of PPE.
3. We tested the basis of useful life.
4. We verified the technical evaluation done by management while assessing the useful life of PPE.
5. Assessed the accounting principles applied by the Group to estimate useful life in accordance with the Nepal Financial Reporting Standards and ensured adequacy of disclosures.

Our audit procedures included:

1. We have gained an understanding of outstanding litigations against the company from the company's inhouse legal counsel and other key managerial personnel who have knowledge of these matters.
2. We have read the cases records and the legal opinions of external legal advisors where applicable for significant matters.
3. We have tested the completeness of the litigations and claims by examining on a sample basis the Company's legal expenses and minutes of the Board meetings.
4. We have assessed the adequacy of the Company's disclosures in respect of contingent liabilities for Electricity Overbilling Issues and legal matters.



Information Other than the Financial Statements and Auditor's Report Thereon

The Parent's Board of Directors is responsible for the other information. The other information comprises the Directors' report and Management Discussion and Analysis, Report on Corporate Governance and Business Responsibility report, but does not include the Consolidated Financial Statements, Standalone Financial Statements & our Auditor's report thereon.

Our opinion on the Consolidated Financial Statements does not cover the other information and we do not express any form of assurance conclusion thereon.

In connection with our audit of the Consolidated Financial Statements, our responsibility is to read the other information, compare with the Financial Statements of the subsidiaries audited by the other auditors, to the extent it relates to these entities and, in doing so, place reliance on the work of the other auditors and consider whether the other information is materially inconsistent with the Consolidated Financial Statements or our knowledge obtained during the course of our audit or otherwise appears to be materially misstated. Other information so far as it relates to the subsidiaries, is traced from their financial statements audited by the other auditors.

If, based on the work we have performed, we conclude that there is a material misstatement of this other information, we are required to report that fact. We have nothing to report in this regard.

Managements Responsibility for the Consolidated Financial Statements

The Parent's Board of Directors is responsible for preparation and fair presentation of the Consolidated Financial Statements in accordance with the Nepal Financial Reporting Standards (NFRSs) and for such internal control as management determines is necessary to enable the preparation of Consolidated Financial Statements that are free from material misstatement, whether due to fraud or error.

In preparing the Consolidated Financial Statements, the respective Board of Directors of the companies included in the Group and of its associates are responsible for assessing the ability of the Group and of its associates to continue as a going concern, disclosing, as applicable, matters related to going concern and using the going concern basis of accounting unless the management either intends to liquidate or cease operations, or has no realistic alternative but to do so.

The respective Board of Directors of the companies included in the Group and of its associates are also responsible for overseeing the financial reporting process of the Group and of its associates.

Auditor's Responsibility for the Audit of the Consolidated Financial Statements

Our objectives are to obtain reasonable assurance about whether the Consolidated Financial Statements as a whole are free from material misstatement, whether due to fraud or error, and to issue an Auditor's Report that includes our opinion. Reasonable assurance is a high level of assurance, but is not a guarantee that an audit conducted in accordance with NSAs will always detect a material misstatement when it exists. Misstatements can arise from fraud or error and are considered material if, individually or in the aggregate, they could reasonably be expected to influence the economic decision of users taken on the basis of these Consolidated Financial Statements.

As part of an audit in accordance with NSAs, we exercise professional judgement and maintain professional skepticism throughout the audit. We also:

- i) Identify and assess the risk of material misstatement of the consolidated financial statements, whether due to fraud or error, design and perform audit procedures responsive to those risks, and obtain audit evidence that is sufficient and appropriate to provide a basis for our opinion. The risk of not detecting a material misstatement resulting from fraud is higher than for one resulting from error, as fraud may involve collusion, forgery, intentional omissions, misrepresentation, or the override of internal controls.



- ii) Obtain an understanding of Internal Control relevant to audit in order to design audit procedures that are appropriate in the circumstances, but not for the purpose of expressing an opinion on the effectiveness of Company's Internal Control.
- iii) Evaluate the appropriateness of accounting policies used and the reasonableness of accounting estimates and related disclosures made by the management.
- iv) Conclude on the appropriateness of management's use of the going concern basis of accounting and, based on the audit evidence obtained, whether a material uncertainty exists related to events or conditions that may cast significant doubt on its ability of the Group and its associates to continue as a going concern. If we conclude that a material uncertainty exists, we are required to draw attention in our Auditor's Report to the related disclosures in the Consolidated Financial Statements or, if such disclosures are inadequate, to modify our opinion. Our conclusions are based on the audit evidence obtained up to the date of our auditor's report. However, Future events or conditions may cause the Group and its associates to cease to continue as a going concern.
- v) Evaluate the overall presentation, structure, and content of the consolidated financial statements, including the disclosures, and whether the consolidated financial statements represent the underlying transactions and events in a manner that achieves fair presentation.

We communicate with those charged with governance of the Parent and such other entities included in the consolidated financial statements of which we are the independent auditors regarding, among other matters, the planned scope and timing of the audit and significant audit findings, including any significant deficiencies in internal control that we identify during our audit.

We also communicate with those charged with governance that we have complied with relevant ethical requirements regarding independence, and to communicate with them all relationships and other matters that may reasonably be thought to bear on our independence, and where applicable, related safeguards.

Other Matters

In case of subsidiaries (Sarbotam Holding Pvt. Ltd. , Siddheshwar Minerals Pvt. Ltd., Sarbotam Investment Pvt. Ltd.) and Sarbotam Cement East Pvt. Ltd. (Formerly Jyamire Minerals Pvt. Ltd.) are audited by other auditors whose reports have been furnished to us by the Management and our opinion on the consolidated financial statements, in so far as it relates to the financial information and disclosures included in respect of the subsidiaries are based solely on such audited financial statements by other auditor.

Our opinion on the Consolidated Financial Statements above and our report on the Other Legal & Regulatory Requirements below, is not modified in respect of the above matters with respect to our reliance on the work done and the reports of the other auditors.



Report on the Other Legal & Regulatory Requirements


- i) We have obtained information and explanations asked for, which, to the best of our knowledge and belief, were necessary for the purpose of our audit of the aforesaid consolidated financial statements.
- ii) In our opinion, proper books of account as required by law relating to preparation of the aforesaid Consolidated Financial Statements have been kept so far as it appears from our examination of those books and the reports of the other auditors
- iii) Consolidated Statement of Financial Position, Consolidated Statement of Profit or Loss & Other Comprehensive Income, Consolidated Statement of Changes in Equity and Consolidated Statement of Cash Flows have been prepared in accordance with the requirements of the Companies Act, 2063 and are in agreement with the books of account so maintained for the purpose of preparation of the consolidated financial statements.
- iv) During our examination of the books of account of the Group with reference to Other Matters so stated above, we have not come across the cases where the Board of Directors or any member of there or any representative or any office holder or any employee of the Group has acted contrary to the provisions of law or caused loss or damage to the Group, and
- v) We have not come across any fraudulent activities in the books of accounts.

Place: Kathmandu

Date: 2023-12-18

UDIN: 231219CA009896wQOR

For Priyank & Associates
Chartered Accountants



CA. Priyank Pokhrel
Proprietor



Sarbottom Cement Ltd.
Statement of Financial Position
As At Ashadh 31, 2080 (July 16, 2023)

Particulars	Notes	Sarbottom Cement		Fig. in NPR Group	
		Ashadh 31,2080 (July 16, 2023)	Ashadh 32,2079 (July 16, 2022)	Ashadh 31,2080 (July 16, 2023)	Ashadh 32,2079 (July 16, 2022)
Assets					
Non Current Assets					
Property, Plant & Equipment	4	8,267,468,533	7,527,797,314	8,573,463,288	7,742,820,655
Intangible Assets	5	1,237,648	1,621,730	1,259,440	1,621,730
Financial Assets					
Investment in Subsidiaries	6	556,036,900	256,036,900	-	-
Investment in Associates	7	-	-	14,167,464	-
Investment in Other Entity	8	-	-	1,355,000	-
Investment Advance		-	-	26,350,000	26,355,000
Deferred Tax Assets	9	-	-	-	-
Other Non-Current Assets	10	12,402,560	3,771,038	139,817,425	105,952,413
Total Non Current Assets		8,837,145,641	7,789,226,982	8,756,412,617	7,876,749,798
Current Assets					
Inventories	11	2,494,264,275	2,700,866,887	2,501,325,804	2,708,451,103
Financial Assets					
Trade Receivables	12	1,708,339,446	1,483,166,876	1,725,408,860	1,547,666,516
Cash & Cash Equivalent	13	149,972,492	89,055,396	156,262,431	108,845,289
Bank Balance other than Cash & Cash Equivalent	14	-	43,500,000	-	43,500,000
Others	15	17,865,197	221,812,021	17,865,197	221,812,021
Other Current Assets	16	192,992,746	507,816,272	258,163,970	375,758,338
Income Tax Assets (Net)	24	23,456,581	26,548,255	26,049,150	28,810,179
Total Current Assets		4,586,890,736	5,072,765,708	4,685,075,412	5,034,843,446
Total Assets		13,424,036,378	12,861,992,690	13,441,488,029	12,911,593,244
Equity & Liabilities					
Equity					
Equity Share Capital	17 (a)	4,050,000,000	4,050,000,000	4,050,000,000	4,050,000,000
Fair Value Reserve	17 (b)	-	-	-	-
Other Equity	17 (c)	3,120,120,344	2,905,431,587	3,115,409,196	2,909,403,592
Revaluation Reserve	17 (d)	336,854,187	-	336,854,187	-
Non-Controlling Interest		-	-	-	-
Total Equity		7,506,974,530	6,955,431,587	7,502,263,382	6,959,403,592
Non Current Liabilities					
Financial Liabilities					
Long Term Borrowings	18	321,962,860	472,855,098	321,962,860	473,701,098
Provisions	19	-	-	-	-
Deferred Tax Liabilities	9	318,489,394	265,945,525	320,167,691	266,332,935
Total Non Current Liabilities		640,452,254	738,800,623	642,130,551	740,034,033
Financial Liabilities					
Trade Payables	20	630,475,599	794,433,397	646,152,099	813,320,886
Short Term Borrowings	21	3,453,526,347	3,351,465,789	3,454,462,666	3,354,666,328
Other Financial Liabilities	22	32,274,818	54,496,568	33,599,561	54,858,570
Other Current Liabilities	23	1,110,057,726	919,152,356	1,112,604,667	941,097,466
Provisions	19	50,275,103	48,212,369	50,275,103	48,212,369
Income Tax Liabilities (Net)	24	-	-	-	-
Total Current Liabilities		5,276,609,593	5,167,760,179	5,297,094,096	5,212,155,620
Total Liabilities		5,917,061,847	5,906,561,103	5,939,224,647	5,952,189,653
Total Equity and Liabilities		13,424,036,378	12,861,992,690	13,441,488,029	12,911,593,244

Summary of Significant Accounting Policies

2

Accompanying Notes are an Integral Part of Financial Statements

For & On behalf of the BOD

Kathmandu
Date:

Santosh KC
CEO

Bimal Kumar Sawartha
Director

Bishnu Prasad Neupane
Chairman

As Per Our Attached Report of Even Date

For: Priyank & Associates
Chartered Accountants

CA. Priyank Pokhrel
Proprietor



Sarbottam Cement Ltd.
Statement of Profit or Loss & Other Comprehensive Income
For Year Ended Ashadh 31, 2080 (July 16, 2023)

Fig. in NPR

Particulars	Notes	Sarbottam Cement		Group	
		FY 2079 2080	FY 2078 2079	FY 2079 2080	FY 2078 2079
Revenue From Operations	25	5,380,265,482	7,881,499,346	5,399,935,145	7,911,338,817
Less: Cost of Sales	26	4,408,749,600	6,700,300,500	4,427,771,874	6,722,315,199
Gross Profit		971,515,882	1,181,198,846	972,163,271	1,189,023,617
Other Income	27	10,927,171	80,065,038	10,780,561	83,956,355
Expenses:					
Administrative Expenses	28	107,573,334	147,446,475	113,853,937	153,430,217
Selling & Distribution Expenses	29	196,825,261	227,014,069	196,825,261	226,992,888
Finance Cost	30	409,115,300	325,459,161	409,445,171	325,938,726
Total Expenses		713,513,895	699,919,706	720,124,368	706,361,830
Profit/(Loss) Before Tax from Continuing Operations & Share of Profit of Associates		268,929,158	561,344,178	262,819,464	566,618,142
Share of Profit/(Loss) of Associates accounted by using Equity Method				(832,536.11)	-
Profit/(Loss) Before Tax from Continuing Operations		268,929,158	561,344,178	261,986,928	566,618,142
Tax Expense					
Current Tax	31	2,517,547	23,336,058	2,967,583	24,084,085
Deferred Tax	31	52,543,869	70,347,610	53,834,756	70,456,878
Net Profit/(Loss) For The Year from Continuing Operations		213,867,742	467,660,510	205,184,589	472,077,179
Discontinued Operations					
Profit from Discontinued Operation Before Tax					
Tax expense on Discontinued Operation					
Net Profit/(Loss) For The Year		213,867,742	467,660,510	205,184,589	472,077,179
Other Comprehensive Income					
Actuarial Gain/ Loss on Defined Benefit Pension Schemes					
Tax Relating to Components of Other Comprehensive Income					
Items that will not be reclassified to profit or loss					
Net fair value (losses)/gains on financial assets:					
Quoted Ordinary Shares					
Items that are or may be reclassified subsequently to profit or loss					
Deferred Tax asset / (liability) on other comprehensive income					
Total Other Comprehensive Income (OCI)		-	-	-	-
Total Comprehensive Income (TCI)		213,867,742	467,660,510	205,184,589	472,077,179
Profit for the Year attributable to:					
Non Controlling Interest					
Equity Holders		213,867,742	467,660,510	205,184,589	472,077,179
Total Comprehensive Income for the Year attributable to:					
Non Controlling Interest					
Equity Holders		213,867,742	467,660,510	205,184,589	472,077,179
Basic Earnings Per Share (NPR)		5.28	11.55	5.07	11.66
Diluted Earnings Per Share (NPR)		5.28	11.55	5.07	11.66

Summary of Significant Accounting Policies

2

Accompanying Notes are an Integral Part of Financial Statements

For & On behalf of the BOD

Kathmandu

Date:

Santosh KC
CEO

Bimal Kumar Sawartha
Director

Bishnu Prasad Neupane
Chairman

CA. Priyank Pokhrel
Proprietor



Sarbottom Cement Ltd.
Statement of Changes In Equity
For Year Ended Ashadh 31, 2080 (July 16, 2023)

Fig. in NPR

Sarbottom Cement						
Particulars	Share Capital	Share Premium	Fair Value Reserve	Revaluation Reserve	Retained Earnings	Total
Balance as on 01/04/2078	4,050,000,000	-	-	-	2,435,247,577	6,485,247,577
Addition In Capital						-
Share Issuance Cost						-
CSR Provision Written Back					2,523,500	2,523,500
Profit/(Loss) For the Year					467,660,510	467,660,510
Excess of Purchase Consideration over Net Assets Acquired						-
Other Comprehensive Income for the Year						-
Dividend Distribution from Post -acquisition Profit						-
Dividend Distribution from Pre-acquisition Profit						-
Deferred Tax Reversal on Disposal of Equity Instruments measured at FVTOCI						-
Transfer on Disposal of Equity Instruments measured at FVTOCI						-
Change in fair value of financial assets through OCI						-
Dividend Paid						-
Balance as on 31/03/2079	4,050,000,000	-	-	-	2,905,431,587	6,955,431,587
Balance as on 01/04/2079	4,050,000,000	-	-	-	2,905,431,587	6,955,431,587
Share Issuance Cost						-
CSR Provision Written Back					653,722	653,722
Lease Equalization Liability written back					167,293	167,293
Profit/(Loss) For the Year					213,867,742	213,867,742
(-) Dividend Distribution from Post -acquisition Profit						-
Excess of Purchase Consideration over Net Assets Acquired						-
Addition / (Transfer) during the Year				336,854,187		336,854,187
Other Comprehensive Income for the Year						-
Deferred Tax Reversal on Disposal of Equity Instruments measured at FVTOCI						-
Transfer on Disposal of Equity Instruments measured at FVTOCI						-
Change in fair value of financial assets through OCI						-
Dividend Paid						-
Balance as on 31/03/2080	4,050,000,000	-	-	336,854,187	3,120,120,344	7,506,974,531

Summary of Significant Accounting Policies

2

Accompanying Notes are an Integral Part of Financial Statements

For & On behalf of the BOD

Kathmandu


Date:

Santosh KC
CEO

Bimal Kumar Sawartha
Director

Bishnu Prasad Neupane
Chairman

As Per Our Attached Report of Even Date
For: Priyank & Associates
Chartered Accountants



Priyank Pokhrel
Proprietor

Sarbotam Cement Ltd.
Statement of Changes In Equity
For Year Ended Ashadh 31, 2080 (July 16, 2023)

Fig. in NPR

Particulars	Group						Total
	Attributable to Equity Share holders of Sarbotam Cement					Non -	
	Share Capital	Share Premium	Fair Value Reserve	Revaluation Reserve	Retained Earnings	Controlling Interest	
Balance as on 01/04/2078	4,050,000,000	-	-	-	2,441,832,723	-	6,491,832,723
Addition In Capital							-
Share Issuance Cost							-
CSR Provision Written Back					2,523,500		2,523,500
Profit/(Loss) For the Year					472,077,179		472,077,179
Excess of Purchase Consideration over Net Assets Acquired					(529,810)		(529,810)
Other Comprehensive Income for the Year							-
Dividend Distribution from Post -acquisition Profit					(2,079,810)		(2,079,810)
Dividend Distribution from Pre-acquisition Profit					(4,420,190)		(4,420,190)
Deferred Tax Reversal on Disposal of Equity Instruments measured at FVTOCI							-
Transfer on Disposal of Equity Instruments measured at FVTOCI							-
Change in fair value of financial assets through OCI							-
Dividend Paid							-
Balance as on 31/03/2079	4,050,000,000	-	-	-	2,909,403,592	-	6,959,403,592
Balance as on 01/04/2079	4,050,000,000	-	-	-	2,909,403,592	-	6,959,403,592
Share Issuance Cost							-
CSR Provision Written Back					653,722		653,722
Lease Equalization Liability written back					167,293		167,293
Profit/(Loss) For the Year					205,184,589		205,184,589
(-) Dividend Distribution from Post -acquisition Profit					-		-
Excess of Purchase Consideration over Net Assets Acquired					-		-
Addition / (Transfer) during the Year				336,854,187			336,854,187
Other Comprehensive Income for the Year							-
Deferred Tax Reversal on Disposal of Equity Instruments measured at FVTOCI							-
Transfer on Disposal of Equity Instruments measured at FVTOCI							-
Change in fair value of financial assets through OCI							-
Dividend Paid							-
Balance as on 31/03/2080	4,050,000,000	-	-	336,854,187	3,115,409,196	-	7,502,263,383

Summary of Significant Accounting Policies

2

Accompanying Notes are an Integral Part of Financial Statements

For & On behalf of the BOD

Kathmandu
Date:

Santosh KC
CEO

Bimal Kumar Sawartha
Director

Bishnu Prasad Neupane
Chairman

As Per Our Attached Report of Even Date
For: Priyank & Associates
Chartered Accountants

Priyank Pokhrel
Proprietor

Sarbottam Cement Ltd.
Statement of Cash Flow
For Year Ended Ashadh 31, 2080 (July 16, 2023)

Fig. in NPR

Particulars	Sarbottam Cement		Group	
	FY 2079 2080	FY 2078 2079	FY 2079 2080	FY 2078 2079
Cash Flow From Operating Activities:				
Profit/(Loss) For the Year	213,867,742	467,660,510	205,184,589	472,077,179
Adjustment for				
Depreciation on Property, Plant & Equipment	230,588,189	669,801,332	235,678,663	673,931,632
Amoritzation of Intangible Assets	884,082	1,114,191	889,290	1,114,191
Profit/(Loss) on Sale of PPE	93,725	(3,013,629)	93,725	(3,013,629)
Interest Income	(1,580,949)	(616,028)	(1,585,091)	(635,980)
Change in Fair Value Gain on disposal of Investment	-	-	-	-
(Loss)/Gain on sale of Investment	-	-	-	-
Share of Profit / (Loss) of Associates	-	-	832,536.11	-
Interest Cost	409,115,300	325,459,161	409,445,171	325,938,726
Deferred Tax	52,543,869	70,347,610	53,834,756	70,456,878
Current Tax	2,517,547	23,336,058	2,967,583	24,084,085
Cash Flow Before Working Capital Change	908,029,505	1,554,089,204	907,341,222	1,563,953,082
Changes In Working Capital				
Decrease/ (Increase) In Inventory	206,602,612	(1,287,378,316)	207,125,299	(1,283,578,177)
Decrease/ (Increase) In Trade Receivables	(225,172,570)	(215,134,904)	(177,742,343)	(241,356,435)
Decrease/ (Increase) In Other Financial Assets	203,946,824	341,064,600	203,946,824	341,064,600
Decrease/ (Increase) In Other Assets	306,192,005	(214,936,324)	83,729,356	(246,915,708)
Increase/ (Decrease) In Sundry Creditors	(163,957,797)	(5,073,586)	(167,168,787)	(1,694,638)
Increase/ (Decrease) In Financial Liabilities	(22,221,750)	(87,108,607)	(21,259,009)	(87,063,287)
Increase/ (Decrease) In Other Liabilities	190,905,370	399,271,298	171,507,201	415,846,016
Increase/ (Decrease) In Provisions	2,716,455	5,670,143	2,716,455	5,670,143
	499,011,149	(1,063,625,697)	302,854,996	(1,098,027,487)
Cash Generated From Operations	1,407,040,654	490,463,508	1,210,196,218	465,925,596
Income Tax Paid	574,127.41	(89,969,513)	(206,555)	(91,394,978)
Net Cash Flow From Operating Activities [1]	1,407,614,781	400,493,995	1,209,989,663	374,530,618
Cash Flow From Investing Activities				
Acquisitions of Property, Plant & Equipments	(633,880,540)	(299,313,187)	(729,942,427)	(303,867,373)
Proceeds From Sale of Property, Plant & Equipments	381,593	4,899,100	381,593	4,899,100
Proceeds From Sale of Investment	-	-	-	-
Acquisitions of Intangible Assets	(500,000)	(811,377)	(527,000)	(811,377)
Increase in Investment of Subsidiaries	(300,000,000)	(50,000,000)	-	-
Increase in Investment in Associates	-	-	(14,167,464)	-
Increase in Investment in Other Entity	-	-	(1,355,000)	-
Increase in Investment Advance	-	-	5,000	-
Acquisition of Subsidiary net of cash	-	-	-	-
Interest Income	1,580,949	616,028	1,585,091	635,980
Total Cash Flow From Investing Activities [2]	(932,417,998)	(344,609,436)	(744,020,207)	(299,143,671)



[Handwritten Signature]



Sarbottam Cement Ltd.
Statement of Cash Flow
For Year Ended Ashadh 31, 2080 (July 16, 2023)

Fig. in NPR

Particulars	Sarbottam Cement		Group	
	FY 2079 2080	FY 2078 2079	FY 2079 2080	FY 2078 2079
Cash Flow From Financing Activities				
Repayment of Long Term Borrowings	(242,886,727)	(988,152,297)	(245,996,947)	(991,096,496)
Changes in Short-term Borrowings	194,055,047	1,215,382,713	194,055,047	1,215,382,713
Interest Cost	(409,115,300)	(325,459,161)	(409,445,171)	(325,938,726)
Lease Equalization Liability written back	167,293.25	-	167293	-
Dividend Distribution	-	-	-	(2,079,810)
Total Cash Flow From Financing Activities [3]	(457,779,687)	(98,228,745)	(461,219,777)	(103,732,320)
Net Increase/(Decrease) In Cash & Cash Equivalents [1+2+3]	17,417,096	(42,344,186)	4,749,679	(28,345,373)
Cash & Cash Equivalents At Beginning of The Year	132,555,397	174,899,583	152,345,289	180,690,662
Cash & Cash Equivalents At End of The Year	149,972,492	132,555,397	157,094,968	152,345,289
Components of Cash & Cash Equivalents				
Cash In Hand	32,097,275	16,789,955	32,308,086	17,010,208
Balance With Banks	117,875,217	115,765,441	123,954,346	135,335,081

Notes:

Cash Flow Statement has been prepared using Indirect Method In Accordance with NAS 7 [Statement of Cash Flows]

Summary of Significant Accounting Policies
 Accompanying Notes are an Integral Part of Financial
 Statements

2



For & On behalf of the BOD

Kathmandu
 Date:

Santosh KC
 CEO

Bimal Kumar Sawartha
 Director

Bishnu Prasad Neupane
 Chairman

As Per Our Attached Report of Even
 Date

For: Priyank & Associates
 Chartered Accountants



CA. Priyank Pokhrel
 Proprietor

Sarbottam Cement Ltd.
Notes to the Financial Statements
For Year Ended Ashadh 31, 2080 (July 16, 2023)

Significant Information, Accounting Policies & Notes to the Accounts

1 General Information

Sarbottam Cement Limited (Herein after referred to as 'The Company') is a Public Limited Company domiciled in Nepal registered under the Company Act, 2063 of Nepal. The manufacturing unit is located at Sunwal, Nawalparasi with its registered corporate office at Neupane Tower, 5th Floor, Tinkune, Kathmandu. The Company was registered as a private limited company initially which later on changed to Public Limited Company from Shrawan 30, 2076.

With a vision to expand and grow, the company manufactures its own clinker and sources its limestone from mines located across Nepal, opting for higher quality limestone over the cheaper alternatives situated near by the plant with production capacity of 3,000 TPD Cement & Clinker each.

The Company was established with the vision to produce & provide quality OPC, PPC & PSC cement in the Nepalese market which was sustaining over imported cement from neighboring countries. The Company took the initiatives to explore Nepalese limestone potential to manufacture quality cement. The company are also the first and only manufacturer that produces cement through the use of a Vertical Roller Mill (VRM). This innovative technology allows us to save up to 50% in energy consumption, thereby drastically reducing our carbon footprint. In this regard, the company are the only Nepalese cement manufacturer able to produce eco-friendly or "green" cement. The Company's self-owned limestone quarries.

The Financial Statements of The Company are approved for issue by the Company's Board of Directors on ____/____/____

2 Basis of Preparation

(a) Statement of Compliance

The Financial Statements have been prepared in accordance with the Nepal Financial Reporting Standards (NFRS) issued by the Nepal Accounting Standards Board (NASB), as per the provisions of The Institute of Chartered Accountants of Nepal Act, 1997. These confirm, in material respect, to NFRS as issued by the Nepal Accounting Standards Board. The Financial Statements have been prepared on a going concern basis. The term NFRS, includes all the standards and the related interpretations which are consistently used. These financial statements are the Company's First Financial Statements under NFRS and the transition was carried out in accordance with NFRS 1, "First Time Adoption of NFRS".

(b) Basis of Measurement

The Financial Statements have been prepared on the historical cost basis except for certain Financial Assets & Liabilities which have been measured at Fair Value amount:

Historical cost is generally Fair Value of the consideration given in exchange for goods & services.

Fair value is the price that would be received to sell an asset or paid to transfer a liability in an orderly transaction between market participants at the measurement date, regardless of whether that price is directly observable or estimated using another valuation technique. In estimating the Fair Value of an Asset or a Liability, the Company takes into account the characteristics of the Asset or Liability if market participants would take those characteristics into account when pricing the Asset or Liability at the measurement date. Fair Value for measurement and/or disclosure purposes in these Financial Statements is determined on such a basis, except for, measurements that have some similarities to Fair Value but are not Fair Value, such as Net Realizable Value in NAS 2 "Inventories" or Value in use in NAS 36 "Impairment of Assets".

In addition, for Financial Reporting purposes, Fair Value measurements are categorized into Level 1, or 2, or 3 based on the degree to which the inputs to the Fair Value measurements are observable & the significance of the inputs to the Fair Value measurement in its entirety, which are described as follows:

- Level 1 - Inputs are quoted prices (unadjusted) in active markets for identical Assets or Liabilities that the entity can access at the measurement date;
- Level 2 - Inputs are inputs, other than quoted prices included within Level 1, that are observable for the Asset or Liability, either directly or indirectly; and
- Level 3 - Inputs are unobservable inputs for the Asset or Liability.







Sarbottam Cement Ltd.
Notes to the Financial Statements
For Year Ended Ashadh 31, 2080 (July 16, 2023)

Significant Information, Accounting Policies & Notes to the Accounts

(c) Use of Estimates

The preparation of these Financial Statements in conformity with NFRS requires management to make estimates, judgements and assumptions. These estimates, judgments and assumptions affect the reported balances of Assets & Liabilities, disclosures relating to Contingent Liabilities as at the date of the Financial Statements and the reported amounts of Income & Expenses for the years presented. Actual results may differ from these estimates. Estimates and underlying assumptions are reviewed on an ongoing basis. Changes in estimates are reflected in the Financial Statements in the period in which changes are made and, if material, their effects are disclosed in the Notes to the financial statements.

(d) Going Concern

The Financial Statements are prepared on a going concern basis. The Board of Directors have considered a wide range of information relating to present and future conditions, including future projections of profitability, cash flows and capital resources while assessing the going concern basis. Furthermore, Board is not aware of any material uncertainties that may cast significant doubt upon Company's ability to continue as a going concern and they do not intend either to liquidate or to cease operations of it.

(e) COVID - 19 Impact & Assessment

The COVID-19 pandemic has developed rapidly towards the end of FY: 2077/178 with a substantial rise in number of cases. Measures taken to control the virus have contributed significantly to decline & volatility in global as well as Nepalese financial markets thereby leading to a significant decrease in economic activities.

In view of the highly uncertain economic environment, the extent to which the COVID-19 pandemic will impact the business of the Company depends upon future developments that cannot be predicted reliably at this stage. However, based on the preliminary estimates the company has considered the possible effects that may result from this pandemic on the carrying amounts of its Property, Plant & Equipment, Inventory, advances & receivables based on this assessment the Company does not foresee or anticipate any significant risk to the recoverability & carrying value of its assets or in meeting its financial obligations over the foreseeable future.

Management has considered wide range of factors, such as: Current & Expected Profitability, Debt Repayment Schedules, Overall impact to Economy & Industry in which it operates, ability to continue selling its products and impact of subsequent events while evaluating going concern based on the same it has concluded that there is not a significant doubt upon Company's ability to continue as a going concern due to ongoing COVID-19 pandemic.

Beside that we have taken number of actions to monitor & mitigate the effects of COVID-19, such as safety & health measures for our people (Social Distancing & Work from home culture has been adapted) and securing the supply of materials that are essential to our production process is kept on top priority.

The Company will continue to closely monitor any material changes arising due to the impact of this pandemic/future economic conditions impacting the financial & operational performance of the Company and take necessary measures to address the same.

Given the uncertainty because of COVID-19, the final impact of the same on Company's assets in future may differ from that estimated as at the date of approval of these financial statements.

(f) Functional and Presentation Currency

These Financial Statements are presented in Nepalese Rupees (NPR) which is the Company's functional currency. All financial information presented in NPR has been rounded to the nearest rupee except where indicated otherwise.

(g) Changes in Accounting Policies

Accounting policies are the specific principles, bases, conventions, rules and practices applied by the Company in preparing and presenting financial statements. The Company is permitted to change an accounting policy only if the change is required by a standard or interpretation; or results in the Financial Statements providing reliable and more relevant information about the effects of transactions, other events or conditions on the entity's financial position, financial performance, or cash flows.








Significant Information, Accounting Policies & Notes to the Accounts

(h) Recent Accounting Pronouncements - Standards Issued but not Effective

i) **NFRS 9 "Financial Instruments"** has been issued with but is not effective until further notified. Earlier application of this standard is also allowed, however, the Company has not opted for earlier application of NFRS 9. For the reporting of financial instruments, NAS 32 Financial Instruments: Presentation, NAS 39 Financial Instruments: Recognition and Measurements and NFRS 7 Financial Instruments: Disclosures have been applied. Company is evaluating impact of NFRS 9 on impairment of financial instruments.

(i) Carve-outs

Accounting Standard Board (ASB) has issued carve-outs as on Bhadra 28, 2075 (September 13, 2018) on impracticability to determine transaction cost of all previous years which is part of effective interest rate where, it is mentioned that the calculation of effective interest rate shall include all fees and points paid or received, unless it is immaterial or impracticable to determine reliably. The Company has opted for this Carve-out, details of which has been mentioned in accounting policies of "Borrowings".

f) Exemption to accounting method for business combinations: the company has accounted those business combinations by applying pooling interest method i.e. all assets and liabilities shall be accounted for at their book values. The company has not been recognized goodwill, however, it has debited the excess of purchase consideration over the net assets acquired over the purchase consideration in retained earnings.

3 Significant Accounting Policies

(a) Property, Plant & Equipment & Depreciation

i) Recognition

Freehold land is carried at historical cost and other items of property, plant and equipment are stated at cost of acquisition or construction less accumulated depreciation when, it is probable that future economic benefits associated with the item will flow to the Company and it can be used for more than one year and the cost can be measured reliably.

Subsequent costs are included in the asset's carrying amount or recognised as a separate asset, as appropriate, only when it meets the recognition criteria as mentioned above. The carrying amount of any component accounted for as a separate asset is derecognised when replaced. All other repairs and maintenance are charged to statement of profit or loss during the reporting period in which they are incurred.

On transition to NFRS, the Company has elected to continue with the carrying value of all of its Property, Plant & Equipment recognized as at 1st Shrawan, 2074 (July 16, 2017) measured as per the Previous Local GAAP & have disclosed its Gross Acquisition Value along with Accumulated Depreciation separately.

ii) Depreciation

Depreciation on Property, Plant and Equipment is provided on "Straight Line Method (SLM)" based on Useful Life estimated by technical expert of the management.






The Assets Useful Life are reviewed at the reporting date and the effect of any changes in estimates are accounted for on a prospective basis.

Accordingly the Board of Director of the company has been revised the Useful Life of Property, Plant and Equipment on the basis of technical analysis report submitted by Binita Engineering Sewa, Siddharthanagar 12, Bhairahwa on dated 2023-9-1. The details are as stated below:

List of Asset Categories	Life of Assets	Revised Life of Assets
Computer & Accessories	3 Years	3 Years
Office Equipment	5 Years	5 Years
Other Assets	5 Years	5 Years
Furniture & Fixture	8 Years	20 Years
Vehicles	8 Years	8 Years
Heavy Equipments	9 Years	12 Years
Plant & Machinery	15 Years	35 Years
Mines Development	20 Years	30 Years
Building	30 Years	60 Years

iii) Derecognition

An item of Property, Plant & Equipment is derecognized upon disposal or when no Future Economic Benefits are expected to arise from the continued use of the Asset. Any Gain or Loss arising on the disposal or retirement of an item of Property, Plant & Equipment is determined as the difference between the sales proceeds and the carrying amount of the Asset and is recognized in the Statement of Profit & Loss.

Sarbottomam Cement Ltd.
Notes to the Financial Statements
For Year Ended Ashadh 31, 2080 (July 16, 2023)

Significant Information, Accounting Policies & Notes to the Accounts

iv) Impairment of Assets

The Company assesses at each reporting date as to whether there is any indication that Property, Plant & Equipment may be impaired. If any such indication exists, the recoverable amount of an asset is estimated to determine the extent of impairment, if any. An impairment loss is recognised in the Statement of Profit & Loss to the extent, asset's carrying amount exceeds its recoverable amount.

Here the recoverable amount is higher of an asset's fair value less cost of disposal & value in use. Whereas Value in use is based on the estimated future cash flows, discounted to their present value using pre-tax discount rate that reflects current market assessments of the time value of money and risk specific to the assets.

v) Capital Work-In-Progress

These are expenses of capital nature directly incurred in the construction of buildings and major plant and machinery which are to be capitalized. Capital Work in Progress would be transferred to the relevant asset when it is available for use. Capital Work in Progress is stated at cost less any accumulated impairment losses.

vi) Revaluation of Land

Land has been revalued on the basis of Land Valuation Report submitted by Sunwal Consultancy, Sunwal-1, Nawalparasi on dated 2080-5-13. The details are as under:

Particulars	Amount
Commercial Value of Land	402,806,275.06
Historical Cost of Land	65,952,088.47
Revaluation Surplus	336,854,186.59

(b) Intangible Assets

i) Recognition

Intangible assets acquired separately are measured on initial recognition at cost. Following initial recognition, intangible assets are carried at cost less any accumulated amortization and any accumulated impairment losses. Internally generated intangibles, excluding capitalized development costs are not capitalized and the related expenditure is reflected in Statement of profit or loss in the year in which the expenditure is incurred.

Subsequent expenditure on intangible assets is capitalized only when it increases the future economic benefits embodied in the specific asset to which it relates. All other expenditure is reflected in Statement of profit & loss in the year in which the expenditure is incurred.

ii) Amortization

The useful lives of intangible assets are assessed to be either finite or indefinite. An intangible asset shall be regarded as having an indefinite useful life when, based on an analysis of all of the relevant factors, there is no foreseeable limit to the period over which the asset is expected generate net cash inflow for the entity.

Amortization is recognised in Statement of Profit & Loss on straight line method (SLM) over the estimated useful life of the intangible assets from the date that it is available for use since this most closely reflects the expected pattern of consumption of the future economic benefits embodied in the asset. The amortization period and the amortization method for an intangible asset with a finite useful life are reviewed at least at each financial year end. Changes in the expected useful life or the expected pattern of consumption of future economic benefits embodied in the asset are considered to modify the amortisation period or method, as appropriate, and are treated as changes in accounting estimates. The amortisation expense on intangible assets with finite lives is recognised in the Statement of Profit & Loss.

Useful Life of Intangible Assets based on SLM is categorised as stated below:

List of Asset Categories	Life of Assets
Softwares/Server & Networking	5



Significant Information, Accounting Policies & Notes to the Accounts

iii) Derecognition

An Intangible Asset is derecognised when no Future Economic Benefits are expected to arise from the continued use of the Asset. Any Gain or Loss arising on the derecognition is determined as the difference between the sales proceeds and the carrying amount of the Asset and is recognized in the Statement of Profit & Loss.

iv) Impairment of Assets

The Company assesses at each reporting date as to whether there is any indication that Intangible Asset may be impaired. If any such indication exists, the recoverable amount of an asset is estimated to determine the extent of impairment, if any. An impairment loss is recognised in the Statement of Profit & Loss to the extent, asset's carrying amount exceeds its recoverable amount.

Here the recoverable amount is higher of an asset's fair value less cost of disposal & value in use. Whereas Value in use is based on the estimated future cash flows, discounted to their present value using pre-tax discount rate that reflects current market assessments of the time value of money and risk specific to the assets.

(c) Cash & Cash Equivalent

For the purpose of presentation in the Statement of Cash Flows, Cash & Cash Equivalents includes Cash In Hand, Bank Balances & Positive Balance of Cash Credit Accounts.

(d) Financial Assets

i) Initial Recognition & Measurement

Financial Assets are recognized when, and only when, the Company becomes a party to the contractual provisions of the Financial Instrument. The Company determines the classification of its Financial Assets at initial recognition.

When Financial Assets are recognized initially, they are measured at Fair Value, plus, in the case of Financial Assets not "at Fair value through Profit or Loss", transaction costs that are attributable to the acquisition of the Financial Asset. Transaction costs of Financial Assets carried "at Fair Value through Profit or Loss" are expensed in the Statement of Profit & Loss.

ii) Subsequent Measurement

a) Financial Assets carried at Amortized Cost (AC)

A Financial Asset is measured at amortized cost if it is held within a business model whose objective is to hold the asset in order to collect contractual cash flows and the contractual terms of the Financial Asset give rise on specified dates to cash flows that are solely payments of principal and interest on the principal amount outstanding. Interest income from these financial assets is measured using effective interest rate method.

b) Financial Assets at Fair Value through Other Comprehensive Income (FVTOCI)

A Financial Asset is measured at FVTOCI if it is held within a business model whose objective is achieved by both collecting contractual cash flows and selling Financial Assets and the contractual terms of the Financial Asset give rise on specified dates to cash flows that are solely payments of principal and interest on the principal amount outstanding. These financial assets are measured at fair value and changes are taken to statement of other comprehensive income.

c) Financial Assets at Fair Value through Profit or Loss (FVTPL)

A Financial Asset which is not classified in any of the above categories are measured at FVTPL. These financial assets are measured at fair value and changes are taken to statement of profit or loss.

iii) De-Recognition

A Financial Asset is derecognized only when the Company has transferred the rights to receive cash flows from the Financial Asset. Where the Company has transferred an Asset, the Company evaluates whether it has transferred substantially all risks and rewards of ownership of the Financial Asset. In such cases, the Financial Asset is derecognized. Where the Company has not transferred substantially all risks and rewards of ownership of the Financial Asset, the Financial Asset is not derecognized. Where the Company retains control of the Financial Asset, the Asset is continued to be recognized to the extent of continuing involvement in the Financial Asset.



Sarbottam Cement Ltd.
Notes to the Financial Statements
For Year Ended Ashadh 31, 2080 (July 16, 2023)

Significant Information, Accounting Policies & Notes to the Accounts

iv) Impairment of Financial Assets

The Company assesses at each reporting date whether there is objective evidence that a financial asset or group of financial assets is impaired. A financial asset or a group of financial assets is deemed to be impaired if, there is objective evidence of impairment as a result of one or more events that has occurred since the initial recognition of the asset (an incurred 'loss event') and that loss event has an impact on the estimated future cash flows of the financial asset or the group of financial assets that can be reliably estimated. Evidence of impairment may include indications that a financial asset or a group of financial assets is experiencing significant financial difficulty, default or delinquency in interest or principal payments, the probability that they will enter bankruptcy or other financial reorganization and observable data indicating that there is a measurable decrease in the estimated future cash flows, such as changes in arrears or economic conditions that correlate with defaults.

(e) Financial Liabilities

i) Initial Recognition & Measurement

Financial Liabilities are recognized when, and only when, the Company becomes a party to the contractual provisions of the Financial Instrument. The Company determines the classification of its Financial Liabilities at initial recognition.

All Financial Liabilities are recognized initially at Fair Value, plus, in the case of Financial Liabilities not at fair value through profit or loss, transaction costs that are attributable to the issue of the Financial Liability.

ii) Subsequent Measurement

After initial recognition, Financial Liabilities are subsequently measured at amortized cost.

For trade and other payables maturing within one year from the date of Statement of Financial Position, the carrying amounts approximate Fair value due to short maturity of these instruments.

iii) De-Recognition

A Financial Liability is de-recognized when the obligation under the liability is discharged or cancelled or expires. When an existing Financial Liability is replaced by another from the same lender on substantially different terms, or the terms of an existing liability are substantially modified, such an exchange or modification is treated as a de-recognition of the original liability and the recognition of a new liability, and the difference in the respective carrying amounts is recognized in the Statement of Profit or Loss.

(f) Offsetting financial instruments

Financial assets and liabilities are offset and the net amount is reported in the statement of financial position where there is legally enforceable right to offset the recognised amounts and there is an intention to settle on a net basis or realise the asset and settle the liability simultaneously. The legally enforceable right must not be contingent on future events and must be enforceable in the normal course of business and in the event of default, insolvency or bankruptcy of the Company or the counterparty.

(g) Inventories

Inventories are initially recognized at cost, and subsequently at the lower of cost and net realizable value. Net realizable value is the estimated selling price in the ordinary course of business, less estimated cost of completion and the estimated costs necessary to make the sale.

The cost is determined on weighted average method and includes expenditure incurred in acquiring the inventories and bringing them to their present location and condition. In the case of manufactured inventories and work in progress, cost includes an appropriate share of overheads based on normal operating capacity.

(h) Share Capital

Financial Instruments issued by the Company are classified as Equity only to the extent that they do not meet the definition of a Financial Liability or Financial Asset.

(i) Reserves & Funds

i) Fair Value Reserve: Fair value reserve includes changes in fair value of investment in equity instruments.

ii) Retained Earnings: Retained earnings includes the accumulated Profit & Loss and amount retained by Company after distribution of dividends.






Significant Information, Accounting Policies & Notes to the Accounts

(j) Borrowings

Borrowings are initially recognised at fair value, net of transaction costs incurred. Borrowings are subsequently measured at amortised cost. Any differences between the proceeds (net of transaction costs) and the redemption amount is recognised in Statement of Profit & Loss over the period of the borrowings using the effective interest method. Borrowings are derecognized from the Statement of Financial Position when the obligation specified in the contract is discharged, cancelled or expired.

Carve-Out:

Carve out issued by Accounting Standards Board (ASB) of Nepal have provided exemption on including fees and points paid or received which are immaterial or impracticable to determine reliably for all previous years, while calculating effective interest rates. Accordingly company has not included transaction costs while calculating effective interest rates.

(k) Provisions, Contingent Liabilities & Contingent Assets

(i) Provisions

Provisions are recognized when the Company has a present legal or constructive obligation as a result of past events, for which it is probable that an outflow of resources embodying economic benefits will be required to settle the obligation and a reliable estimate of the amount can be made.

Provisions are measured at the present value of management's best estimate of the expenditure required to settle the present obligation at the end of the reporting period. The discount rate to determine the present value is a Pre-Tax Rate that reflects current market assessments of the time value of money and the risks specific to the liability. The increase in the provision due to the passage of time is recognized as interest expense.

(ii) Contingent Liabilities

Contingent liabilities are recognized only when there is a possible obligation arising from past events due to occurrence or non-occurrence of one or more uncertain future events not wholly within the control of the Company or where any present obligation cannot be measured in terms of future outflow of resources or where a reliable estimate of the obligation cannot be made. Obligations are assessed on an ongoing basis and only those having a largely probable outflow of resources are provided for.

(iii) Contingent Assets

Contingent assets where it is probable that future economic benefits will flow to the Company are not recognized but disclosed in the Financial Statements.

(l) Employee Benefits

i) Short Term Obligations

Liabilities for wages and salaries, including non-monetary benefits that are expected to be settled wholly within 12 months after the end of the period in which the employees render the related service are recognized in respect of employees' services up to the end of the reporting period and are measured at the amounts expected to be paid when the liabilities are settled. The liabilities are presented as current employee benefit obligations in the Statement of Financial Position.

- Leave Encashment



Leave related payables are settled every-year by the Company, hence, Company doesn't have long term leave encashments. Accordingly, actuarial valuation for leave encashment has not been carried out.

ii) Post - Employment Benefits

- Defined Contribution Plan

The Company pays Provident Fund contributions to publicly administered Provident Funds as per local regulations. The Company has no further payment obligations once the contributions have been paid. The contributions are accounted for as defined contribution plans and the contribution are recognized as Employee Benefit Expense when they are due.

As per Section 53 of Labor Act, 2074, with effect from Bhadra 19, 2074 (September 04, 2017), Gratuity shall be treated as defined contribution plan to be calculated at 8.33% of Basic Salary Per Month, based on that Actuarial Valuation has not been carried out.



Sarbottam Cement Ltd.
Notes to the Financial Statements
For Year Ended Ashadh 31, 2080 (July 16, 2023)

Significant Information, Accounting Policies & Notes to the Accounts



[Handwritten signatures]

Sarbotam Cement Ltd.
Notes to the Financial Statements
For Year Ended Ashadh 31, 2080 (July 16, 2023)

Significant Information, Accounting Policies & Notes to the Accounts

- Defined Benefit Plan

For Defined Benefit Plan, the cost of providing benefits is determined using the Projected Unit Credit Method, with Actuarial Valuations being carried out at each Statement of Financial Position. Actuarial Gains & Losses are recognized in the Other Comprehensive Income in the period in which they occur. Past service cost is recognized immediately to the extent that the benefits are already vested and otherwise is amortized on a Straight Line Basis over the average period until the benefits become vested.

(m) Revenue Recognition:

Revenue is recognized to the extent that it is probable that the economic benefits will flow to the company and the revenue and associated costs incurred or to be incurred can be reliably measured. Revenue is measured at fair value of the consideration received or receivable net of Value Added Tax & Excise Duty.

Revenue is recognized upon transfer of ownership of goods to the customers, provided pervasive evidence of an arrangement exists whereby collectability of revenue is reasonably certain and no performance revenue from sales of goods or rendering of services is net of indirect taxes, returns & discounts.

i) Revenue from Sale of Goods

Revenue from sale of goods are recognized when the significant risks and rewards of ownership have been transferred to the Customers. Revenue is measured at the value of the consideration received or receivable, net of excise, trade discounts if any & Value Added Tax.

(n) Leases

Long Term Lease

Leases in which the Company has substantial portion of the risks and rewards of ownership are classified as Long Term Lease. Assets acquired under Long Term Leases are capitalised at the lower of the Fair Value of the Leased Assets at the inception of the Lease Term & the Present Value of Minimum Lease Payments. Lease Payments are apportioned between the Finance charge and the reduction of the outstanding liability. The Finance Charge is allocated to periods during the Lease Term at a constant periodic Rate of Interest on the remaining balance of the liability.

Short Term Lease

Short Term Leases payments are charged to Statement of Profit or Loss during the year.

(o) Borrowing Costs

Borrowing costs directly attributable to the acquisition, construction or production of qualifying assets, which are assets that necessarily take a substantial period of time to get ready for their intended use or sale, are added to the cost of those assets, until such time as the assets are substantially ready for their intended use or sale.

Interest income earned on the temporary investment of specific borrowings pending their expenditure on qualifying assets is deducted from the borrowing costs eligible for capitalization.



[Handwritten signature]

[Handwritten signature]



[Handwritten signature]

Sarbottam Cement Ltd.
Notes to the Financial Statements
For Year Ended Ashadh 31, 2080 (July 16, 2023)

Significant Information, Accounting Policies & Notes to the Accounts

(p) Income Taxes

Income Tax Expense represents the sum of the tax currently payable & Deferred Tax.

i) Current Tax

Current Tax Expenses are accounted in the same period to which the revenue and expenses relate. Provision for Current Income Tax is made for the Tax Liability payable on Taxable Income after considering tax allowances, deductions and exemptions determined in accordance with the applicable tax rates and the prevailing tax laws.

ii) Deferred Tax

Deferred Tax is recognized on Temporary differences between the carrying amounts of Assets & Liabilities. Deferred Tax is recognized using the Statement of Financial Position and its Tax Base. Deferred Tax Assets & Liabilities are recognized for deductible and taxable temporary differences arising between the tax base of Assets & Liabilities and their carrying amount in Financial Statements, except when the Deferred Tax arises from the initial recognition of goodwill, an Asset or Liability in a transaction that is not a business combination and affects neither accounting nor taxable Profits or Loss at the time of the transaction.

Deferred Tax Assets are recognized to the extent that it is probable that taxable profit will be available against which the deductible Temporary differences and the carry forward of unused tax credits and unused tax losses can be utilized.

Deferred Tax Liabilities are generally recognized for all taxable Temporary differences.

The carrying amount of Deferred Tax Assets is reviewed at each reporting date and reduced to the extent that it is no longer probable that sufficient taxable profits will be available to allow all or part of the Deferred Tax Asset to be utilized.

(q) Cash Flow Statement

Cash Flows are reported using the indirect method, whereby Net Profit Before Tax is adjusted for the effects of transactions of a non-cash nature and any deferrals of accruals of past or future cash receipts or payments.

(r) Functional Currency & Foreign Currency Transactions

The Financial Statements of the Company are presented in Nepalese Rupees, which is the Company's Functional Currency. In preparing the Financial Statements of the Company, transactions in currencies other than the Company's Functional Currency i.e. Foreign Currencies are recognized at the rates of exchange prevailing at the dates of the transactions.

(s) Earnings Per Share

Earning per share is calculated by dividing the profit attributable to owners of the company by the Weighted Average Number of equity shares outstanding during the Financial Year.

(t) Operating Segment

Operating Segments are reported in a manner consistent with the internal reporting provided to the chief operating decision maker (CODM) as defined by NFRS 8, "Operating Segment".

Company's Income & Expenses including interest are considered as part of un-allocable Income & Expenses which are not identifiable to any business segment. Company's Asset & Liabilities are considered as part of un-allocable Assets & Liabilities which are not identifiable to any business.




Sarbotam Cement Ltd.
For Year Ended Ashadh 31, 2080 (July 16, 2023)

Standalone

4. Property, Plant & Equipment

Categories	Land	Land & Road Development	Building	Computer & Accessories	Vehicles	Furniture & Fixture	Plant & Machinery	Office Equipment	Heavy Equipments	Mines Development	Other Assets	Total
Gross Block												
As on Shrawan, 1 2078	65,952,088	85,709,148	2,932,738,329	14,755,402	43,290,573	60,000,642	7,642,994,917	18,257,378	205,504,404	113,274,964	8,039,034	11,190,516,879
Addition During the Year	-	-	383,504,162	2,237,685	4,134,690	3,072,980	165,344,192	4,302,073	72,082,350	37,551,273	-	672,229,404
Acquisition	-	-	33,731,116	2,237,685	4,134,690	3,072,980	23,403,995	4,302,073	78,961,288	37,551,273	-	187,395,099
Capitalization	-	-	349,773,046	-	-	-	145,517,097	-	-	-	-	495,290,143
Disposal During the Year	-	-	-	-	-	-	(3,576,900)	-	(6,878,938)	-	-	(10,455,838)
Adjustment/Revaluation	-	-	-	-	-	-	-	-	-	-	-	-
Balance As on Ashad End 2079	65,952,088	85,709,148	3,316,242,490	16,993,087	47,425,263	63,073,623	7,808,339,109	22,559,451	277,586,754	150,826,236	8,039,034	11,862,746,283
Addition During the Year	336,854,187	-	-	415,403	(1,166,685)	35,400	-	6,651,573	7,274,625	-	-	350,064,502
Acquisition	-	-	-	415,403	10,660	35,400	-	6,698,475	7,274,625	-	-	14,434,563
Capitalization	-	-	-	-	-	-	-	-	-	-	-	-
Disposal During the Year	-	-	-	-	(1,177,345)	-	-	(46,903)	-	-	-	(1,224,248)
Revaluation Surplus	336,854,187	-	-	-	-	-	-	-	-	-	-	336,854,187
Balance As on Ashad End 2080	402,806,275	85,709,148	3,316,242,490	17,408,490	46,258,578	63,109,023	7,808,339,109	29,211,024	284,861,379	150,826,236	8,039,034	12,212,810,785
Depreciation & Impairment												
As on Shrawan 1, 2078	-	-	573,117,172	10,103,534	25,460,486	41,875,708	2,889,699,542	12,838,537	108,646,546	5,620,118	6,356,362	3,673,718,005
Depreciation Charge For the Year	-	-	98,087,748	2,763,861	7,750,326	7,925,292	518,100,598	1,856,555	26,516,083	6,069,297	731,571	669,801,332
Impairment For the Year	-	-	-	-	-	-	-	-	-	-	-	-
Disposals	-	-	-	-	-	-	(2,568,494)	-	(6,001,874)	-	-	(8,570,368)
Adjustment	-	-	-	-	-	-	-	-	-	-	-	-
Balance As on Ashad End 2079	-	-	671,204,920	12,867,394	33,210,812	49,801,000	3,405,231,646	14,695,093	129,160,756	11,689,415	7,087,934	4,334,948,969
Depreciation Charge For the Year	-	-	49,103,072	2,397,771	4,131,423	786,038	148,960,740	2,363,134	17,237,253	5,011,456	597,303	230,588,189
Impairment For the Year	-	-	-	-	-	-	-	-	-	-	-	-
Disposal During the Year	-	-	-	-	(722,896)	-	-	(26,034)	-	-	-	(748,930)
Adjustment	-	-	-	-	-	-	-	-	-	-	-	-
Balance As on Ashad End 2080	-	-	720,307,992	15,265,166	36,619,339	50,587,038	3,554,192,386	17,032,192	146,398,009	16,700,871	7,685,236	4,564,788,229
Capital WIP - 3210312079	-	-	-	-	-	-	-	-	-	-	-	-
Capital WIP - 3110312080	-	-	51,882,558	-	-	-	522,163,232	-	-	45,400,186	-	619,445,977
Net Book Value												
As on Ashad End 2079	65,952,088	85,709,148	2,645,037,570	4,125,693	14,214,451	13,272,623	4,403,107,463	7,864,358	148,425,998	139,136,821	951,100	7,527,797,314
As on Ashad End 2080	402,806,275	85,709,148	2,647,817,056	2,143,324	9,639,239	12,521,985	4,776,309,955	12,178,831	138,463,370	179,525,552	857,988	8,267,468,533



[Signature]

[Signature]



Sarbotham Cement Ltd.
For Year Ended Ashadh 31, 2080 (July 16, 2023)

Consolidated

4. Property, Plant & Equipment

Categories	Land	Land & Road Development	Building	Computer & Accessories	Vehicles	Furniture & Fixture	Plant & Machinery	Office Equipment	Heavy Equipments	Mines Development	Other Assets	Total
Gross Block												
As on Shrawan, 1 2078	241,579,455	85,709,148	2,932,738,329	14,882,155	47,809,523	60,000,642	7,642,994,917	18,257,378	223,778,159	113,274,964	12,938,041	11,393,962,712
Addition During the Year	-	-	397,059,583	2,255,685	4,331,062	3,072,980	165,344,192	4,302,073	73,759,665	39,253,273	207,965	689,586,478
Acquisition	-	-	33,731,116	2,255,685	4,331,062	3,072,980	23,403,995	4,302,073	80,638,604	39,253,273	207,965	191,196,752
Capitalization	-	-	363,328,467	-	-	-	145,517,097	-	-	-	-	508,845,564
Disposal During the Year	-	-	-	-	-	-	(3,576,900)	-	(6,878,938)	-	-	(10,455,838)
Adjustment/Revaluation	-	-	-	-	-	-	-	-	-	-	-	-
Balance As on Ashad End 2079	241,579,455	85,709,148	3,329,797,912	17,137,840	52,140,585	63,073,623	7,808,339,109	22,559,451	297,537,825	152,528,236	13,146,006	12,083,549,190
Addition During the Year	336,854,187	-	-	618,943	(532,784)	35,400	-	6,651,573	8,597,491	29,589,523	686,186	382,500,518
Acquisition	-	-	-	618,943	644,562	35,400	-	6,698,475	8,597,491	29,589,523	686,186	46,870,580
Capitalization	-	-	-	-	-	-	-	-	-	-	-	-
Disposal During the Year	-	-	-	-	(1,177,345)	-	-	(46,903)	-	-	-	(1,224,248)
Revaluation Surplus	336,854,187	-	-	-	-	-	-	-	-	-	-	336,854,187
Balance As on Ashad End 2080	578,433,642	85,709,148	3,329,797,912	17,756,783	51,607,802	63,109,023	7,808,339,109	29,211,024	306,135,315	182,117,759	13,832,192	12,466,049,709
Depreciation & Impairment												
As on Shrawan 1, 2078	-	-	573,117,172	10,123,397	25,722,748	41,875,708	2,889,699,542	12,838,537	109,590,493	5,620,118	6,779,555	3,675,367,270
Depreciation Charge For the Year	-	-	98,098,859	2,809,997	8,339,607	7,925,292	518,100,598	1,856,555	28,685,004	6,379,005	1,736,715	673,931,632
Impairment For the Year	-	-	-	-	-	-	-	-	-	-	-	-
Disposals	-	-	-	-	-	-	(2,568,494)	-	(6,001,874)	-	-	(8,570,368)
Adjustment	-	-	-	-	-	-	-	-	-	-	-	-
Balance As on Ashad End 2079	-	-	671,216,031	12,933,394	34,062,355	49,801,000	3,405,231,646	14,695,093	132,273,624	11,999,123	8,516,270	4,340,728,535
Depreciation Charge For the Year	-	-	49,554,920	2,474,462	4,757,819	786,038	148,960,740	2,363,134	19,500,202	5,615,290	1,666,059	235,678,663
Impairment For the Year	-	-	-	-	-	-	-	-	-	-	-	-
Disposal During the Year	-	-	-	-	(722,896)	-	-	(26,034)	-	-	-	(748,930)
Adjustment	-	-	-	-	-	-	-	-	-	-	-	-
Balance As on Ashad End 2080	-	-	720,770,951	15,407,856	38,097,279	50,587,038	3,554,192,386	17,032,192	151,773,826	17,614,413	10,182,328	4,575,658,268
Capital WIP - 32/03/2079	-	-	-	-	-	-	-	-	-	-	-	-
Capital WIP - 31/03/2080	-	-	51,882,558	-	-	-	522,163,232	-	-	109,026,057	-	683,071,848
Net Book Value												
As on Ashad End 2079	241,579,455	85,709,148	2,658,581,881	4,204,447	18,078,230	13,272,623	4,403,107,463	7,864,358	165,264,201	140,529,113	4,629,736	7,742,820,655
As on Ashad End 2080	578,433,642	85,709,148	2,660,909,519	2,348,927	13,510,523	12,521,985	4,776,309,955	12,178,831	154,361,490	273,529,404	3,649,864	8,573,463,288



(Signature)

(Signature)

Categories	Server & Networking	Accounting Software	Total Ashad End
Gross Block			
As on Shrawan 1, 2078	1,820,054	4,736,992	6,557,046
Addition During the Year	-	811,377	811,377
Acquisition	-	811,377	811,377
Capitalization	-	-	-
Disposal During the Year	-	-	-
Adjustment/Revaluation	-	-	-
Balance As on Ashad End 2079	1,820,054	5,548,370	7,368,424
Addition During the Year	-	500,000	500,000
Acquisition	-	500,000	500,000
Capitalization	-	-	-
Disposal During the Year	-	-	-
Adjustment/Revaluation	-	-	-
Balance As on Ashad End 2080	1,820,054	6,048,370	7,868,424
Amortisation & Impairment			
As on Shrawan 1, 2078	1,668,717	2,963,786	4,632,503
Amortization Charge For the Year	121,718	992,473	1,114,191
Impairment For the Year	-	-	-
Disposals	-	-	-
Adjustment	-	-	-
Balance As on Ashad End 2079	1,790,434	3,956,259	5,746,694
Amortization Charge For the Year	13,340	870,742	884,082
Impairment For the Year	-	-	-
Disposals	-	-	-
Adjustment	-	-	-
Balance As on Ashad End 2080	1,803,774	4,827,001	6,630,776
Capital WIP - 32 03 2079			
Capital WIP - 31 03 2080	29,620	1,592,110	1,621,730
Net Book Value			
As on Ashad End 2079	16,280	1,221,368	1,237,648
As on Ashad End 2080	16,280	1,221,368	1,237,648

Categories	Server & Networking	Accounting Software	Total Ashad End
Gross Block			
As on Shrawan 1, 2078	1,820,054	4,736,992	6,557,046
Addition During the Year	-	811,377	811,377
Acquisition	-	811,377	811,377
Capitalization	-	-	-
Disposal During the Year	-	-	-
Adjustment/Revaluation	-	-	-
Balance As on Ashad End 2079	1,820,054	5,548,370	7,368,424
Addition During the Year	-	527,000	527,000
Acquisition	-	527,000	527,000
Capitalization	-	-	-
Disposal During the Year	-	-	-
Adjustment/Revaluation	-	-	-
Balance As on Ashad End 2080	1,820,054	6,075,370	7,895,424
Amortisation & Impairment			
As on Shrawan 1, 2078	1,668,717	2,963,786	4,632,503
Amortization Charge For the Year	121,718	992,473	1,114,191
Impairment For the Year	-	-	-
Disposals	-	-	-
Adjustment	-	-	-
Balance As on Ashad End 2079	1,790,434	3,956,259	5,746,694
Amortization Charge For the Year	13,340	875,950	889,290
Impairment For the Year	-	-	-
Disposals	-	-	-
Adjustment	-	-	-
Balance As on Ashad End 2080	1,803,774	4,832,209	6,635,984
Capital WIP - 32 03 2079			
Capital WIP - 31 03 2080	29,620	1,592,110	1,621,730
Net Book Value			
As on Ashad End 2079	16,280	1,243,160	1,259,440
As on Ashad End 2080	16,280	1,243,160	1,259,440



[Handwritten signature]

[Handwritten signature]

[Handwritten signature]

Sarbottam Cement Ltd.
Notes to the Financial Statements
For Year Ended Ashadh 31, 2080 (July 16, 2023)

6 Investment in Subsidiaries	Sarbottam Cement		Fig. in NPR Group	
	Ashadh 31,2080 (July 16, 2023)	Ashadh 32,2079 (July 16, 2022)	Ashadh 31,2080 (July 16, 2023)	Ashadh 32,2079 (July 16, 2022)
Investment in Unquoted Ordinary Shares of Sarbottam Holding Pvt. Ltd. :				
(5,000,000 Shares @ Rs.100 each partially Paid up @ Rs. 96.2074 Each)	481,036,900	-		
(5,000,000 Shares @ Rs.100 each. Partially Paid up @ Rs..36.21 each)	-	181,036,900		
Sarbottam Investment Pvt. Ltd. :				
(750,000 Shares @ NPR.100 each fully paid up)	75,000,000	75,000,000		
Total	556,036,900	256,036,900	-	-
7 Investment in Associates	Sarbottam Cement		Group	
Particulars	Ashadh 31,2080 (July 16, 2023)	Ashadh 32,2079 (July 16, 2022)	Ashadh 31,2080 (July 16, 2023)	Ashadh 32,2079 (July 16, 2022)
Investment in Unquoted Ordinary Shares of				
Dhading Cement Pvt. Ltd.	-	-	12,472,034	-
Star Lime Industries Pvt. Ltd.	-	-	1,695,430	-
Total	-	-	14,167,464	-
Note: Share of Profit /(Loss) for the year has been adjusted by equity method in Investment of Associates.				
8 Investment in Other Entity	Sarbottam Cement		Group	
Particulars	Ashadh 31,2080 (July 16, 2023)	Ashadh 32,2079 (July 16, 2022)	Ashadh 31,2080 (July 16, 2023)	Ashadh 32,2079 (July 16, 2022)
Investment in Unquoted Ordinary Shares of				
Sarbottam Minerals Pvt. Ltd.	-	-	1,355,000	-
(13,550 equity shares of Rs.100 each)				
Total	-	-	1,355,000	-



[Handwritten signature]

[Handwritten initials]



Sarbottam Cement Ltd.
Notes to the Financial Statements
For Year Ended Ashadh 31, 2080 (July 16, 2023)

6 Investment in Subsidiaries	Sarbottam Cement		Fig. in NPR Group	
	Particulars	Ashadh 31,2080 (July 16, 2023)	Ashadh 32,2079 (July 16, 2022)	Ashadh 31,2080 (July 16, 2023)
Investment in Unquoted Ordinary Shares of				
Sarbottam Holding Pvt. Ltd. :				
(5,000,000 Shares @ Rs.100 each partially Paid up @ Rs. 96.2074 Each)	481,036,900	-		
(5,000,000 Shares @ Rs.100 each. Partially Paid up @ Rs..36.21 each)	-	181,036,900		
Sarbottam Investment Pvt. Ltd. :				
(750,000 Shares @ NPR.100 each fully paid up)	75,000,000	75,000,000		
Total	556,036,900	256,036,900	-	-

7 Investment in Associates	Sarbottam Cement		Group	
	Particulars	Ashadh 31,2080 (July 16, 2023)	Ashadh 32,2079 (July 16, 2022)	Ashadh 31,2080 (July 16, 2023)
Investment in Unquoted Ordinary Shares of				
Dhading Cement Pvt. Ltd.				
	-	-	12,444,067	-
Star Lime Industries Pvt. Ltd.				
	-	-	890,861	-
Total	-	-	13,334,928	-

Note: Share of Profit /(Loss) for the year has been adjusted by equity method in Investment of Associates.

8 Investment in Other Entity	Sarbottam Cement		Group	
	Particulars	Ashadh 31,2080 (July 16, 2023)	Ashadh 32,2079 (July 16, 2022)	Ashadh 31,2080 (July 16, 2023)
Investment in Unquoted Ordinary Shares of				
Sarbottam Minerals Pvt. Ltd.				
(13,550 equity shares of Rs.100 each)	-	-	1,355,000	-
Total	-	-	1,355,000	-






Sarbottam Cement Ltd.
Notes to the Financial Statements
For Year Ended Ashadh 31, 2080 (July 16, 2023)

Fig. in NPR

9 Deferred Tax Assets

Particulars	Sarbottam Cement		Group	
	Ashadh 31,2080 (July 16, 2023)	Ashadh 32,2079 (July 16, 2022)	Ashadh 31,2080 (July 16, 2023)	Ashadh 32,2079 (July 16, 2022)
Deferred Tax Asset/(Liability) on				
Property, Plant & Equipment	(401,989,849)	(272,253,923)	(406,263,070)	(272,641,333)
Provision For Doubtful Debts	3,742,234	3,334,194	3,742,234	3,334,194
Lease Equalization Liability	-	33,459	-	33,459
Changes in OH Component	(5,316,460)	(6,701,729)	(5,316,460)	(6,701,729)
Inclusion in Cost of Conversion				
Provision For CSR	10,055,021	9,642,474	10,055,021	9,642,474
Carried Forward of Losses	75,019,660	-	77,614,584	-
Total	(318,489,394)	(265,945,525)	(320,167,691)	(266,332,935)
Particulars				
Shrawan 1,2078 (July 16, 2021)		(195,597,915)		(195,876,057)
(Charged)/Credited to Statement of Profit & Loss		(70,347,610)		(70,456,878)
(Charged)/Credited to Other Comprehensive Income				
Ashadh 32,2079 (July 16, 2022)		(265,945,525)		(266,332,935)
(Charged)/Credited to Statement of Profit & Loss		(52,543,869)		(53,834,756)
(Charged)/Credited to Other Comprehensive Income		-		-
Ashadh 31,2080 (July 16, 2023)		(318,489,394)		(320,167,691)

10 Other Non Current Assets

Particulars	Sarbottam Cement		Group	
	Ashadh 31,2080 (July 16, 2023)	Ashadh 32,2079 (July 16, 2022)	Ashadh 31,2080 (July 16, 2023)	Ashadh 32,2079 (July 16, 2022)
Capital Advances	12,402,560	3,771,038	139,817,425	105,952,413
Total	12,402,560	3,771,038	139,817,425	105,952,413

11 Inventories (as taken, valued & certified by the Management)

Particulars	Sarbottam Cement		Group	
	Ashadh 31,2080 (July 16, 2023)	Ashadh 32,2079 (July 16, 2022)	Ashadh 31,2080 (July 16, 2023)	Ashadh 32,2079 (July 16, 2022)
Raw Materials	306,887,033	332,078,490	306,887,033	332,078,490
Power & Fuel	1,130,158,942	1,147,159,887	1,130,158,942	1,147,159,887
Packing Material	16,651,885	24,801,697	16,651,885	24,801,697
Semi Finished Goods	1,971,791	1,579,737	1,971,791	1,579,737
Finished Goods	480,455,953	356,033,639	482,105,953	356,033,639
Stores and Spares	558,138,672	839,213,437	563,550,201	846,797,654
Total	2,494,264,275	2,700,866,887	2,501,325,804	2,708,451,103

12 Trade Receivables

Particulars	Sarbottam Cement		Group	
	Ashadh 31,2080 (July 16, 2023)	Ashadh 32,2079 (July 16, 2022)	Ashadh 31,2080 (July 16, 2023)	Ashadh 32,2079 (July 16, 2022)
Trade Receivables From Related Parties	116,759,428	8,344,627	116,759,428	8,344,627
Trade Receivables From Others	1,610,291,185	1,491,493,216	1,627,360,599	1,555,992,857
Provision for Impairment of Trade Receivables	(18,711,167)	(16,670,967)	(18,711,167)	(16,670,967)
Total	1,708,339,446	1,483,166,876	1,725,408,860	1,547,666,516


SARBOTTAM CEMENT LTD.
 2019


Priyank & Associates
 Chartered Accountants

Sarbottom Cement Ltd.
Notes to the Financial Statements
For Year Ended Ashadh 31, 2080 (July 16, 2023)

Fig. in NPR

13 Cash & Cash Equivalent

Particulars	Sarbottom Cement		Group	
	Ashadh 31,2080 (July 16, 2023)	Ashadh 32,2079 (July 16, 2022)	Ashadh 31,2080 (July 16, 2023)	Ashadh 32,2079 (July 16, 2022)
Cash In Hand (as certified by the Mangement)	32,011,882	16,766,460	32,222,693	16,986,713
Digital Wallet	85,393	23,495	85,393	23,495
Balance With Banks				
Agricultural Development Bank Ltd.	1,363,722	5,152,849	1,363,722	5,152,849
Bank of Kathmandu Ltd.	136,997	760,325	136,997	760,325
Century Commercial Bank Ltd.	36,047	1,162,129	36,047	1,162,129
Citizens International Bank Ltd.	704,735	469,072	704,735	469,072
Civil Bank Ltd.	36,796	1,181,511	36,796	1,181,511
Everest Bank Ltd.	4,711,226	1,250,386	4,794,977	1,338,084
Garima Bikash Bank Ltd.	814,414	11,178	814,414	11,178
Global IME Bank Ltd.	2,890,406	3,833,302	2,890,406	3,833,302
Himalayan Bank Ltd.	470,274	951,181	470,274	951,181
Kumari Bank Ltd.	4,317,175	2,646,348	4,317,175	2,646,348
Laxmi Bank Ltd.	969,712	10,127,718	969,712	10,127,718
Machhapuchre Bank Ltd.	159,889	1,021,064	159,889	1,021,064
Mega Bank Ltd.	893,331	2,094,516	893,331	2,094,516
Muktinath Bikash Bank Ltd.	7,539	104,655	7,539	104,655
Nabil Bank Ltd.	2,586,734	3,950,216	2,621,099	3,950,216
NCC Bank Ltd.	13,890	629,162	13,890	629,162
Nepal Bangladesh Bank Ltd.	10,380	812,210	10,380	812,210
Nepal Bank Ltd.	5,209,743	4,548,428	5,209,743	4,548,428
Nepal Investment Bank Ltd.	266,205	1,717,640	1,255,410	2,551,861
Nepal SBI Bank Ltd.	722,780	18,437	722,780	18,437
NIC Asia Bank Ltd.	1,047,292	604,380	1,047,292	604,380
NMB Bank Ltd.	1,017,321	3,742,028	1,017,321	3,742,028
Prabhu Bank Ltd.	2,364,956	2,197,541	2,364,956	2,197,541
Shine Resunga Development Bank Ltd.	-	-	428,410	436,460
Prime Commercial Bank Ltd.	73,748,635	7,377,480	73,781,888	7,473,358
Rastriya Banijya Bank Ltd.	707,319	4,228,405	707,319	4,228,405
Sanima Bank Ltd.	1,037,340	4,496,078	1,037,340	4,496,078
Siddhartha Bank Ltd.	785,063	3,410,183	785,063	3,410,183
Sunrise Bank Ltd.	10,845,294	3,767,020	15,355,439	21,882,403
Total	149,972,492	89,055,396	156,262,431	108,845,289

14 Bank Balance other than Cash & Cash Equivalent

Particulars	Sarbottom Cement		Group	
	Ashadh 31,2080 (July 16, 2023)	Ashadh 32,2079 (July 16, 2022)	Ashadh 31,2080 (July 16, 2023)	Ashadh 32,2079 (July 16, 2022)
Fixed Deposits with Original Maturity of More than 3 months:				
Prime Commercial Bank Ltd. I/FD	-	25,000,000	-	25,000,000
Nabil Bank Ltd. I/FD	-	18,500,000	-	18,500,000
Total	-	43,500,000	-	43,500,000

15 Other Financial Assets

Particulars	Sarbottom Cement		Group	
	Ashadh 31,2080 (July 16, 2023)	Ashadh 32,2079 (July 16, 2022)	Ashadh 31,2080 (July 16, 2023)	Ashadh 32,2079 (July 16, 2022)
Current				
Bank Guarantee Margin	134,000	106,000	134,000	106,000
LC & NRB Margin	17,731,197	19,580,775	17,731,197	19,580,775
Deposit Against Letter of Credit & TT	-	202,125,247	-	202,125,247
Total	17,865,197	221,812,021	17,865,197	221,812,021

[Handwritten Signature]

[Handwritten Signature]



Sarbottam Cement Ltd.
Notes to the Financial Statements
For Year Ended Ashadh 31, 2080 (July 16, 2023)

Fig. in NPR

16 Other Current Assets

Particulars	Sarbottam Cement		Group	
	Ashadh 31,2080 (July 16, 2023)	Ashadh 32,2079 (July 16, 2022)	Ashadh 31,2080 (July 16, 2023)	Ashadh 32,2079 (July 16, 2022)
Prepaid Expenses	11,062,701	12,805,741	11,202,829	12,916,404
Advance for Expenses	12,232,446	10,969,890	12,232,446	10,969,890
Advance to Suppliers				
To Related Parties	73,206,551	213,455,932	3,752,600	81,146,780
To Others	67,432,597	79,020,501	67,978,590	78,956,230
Advance Against Staff & Labors	1,118,125	2,074,917	1,133,125	2,074,917
Custom Deposit	8,958,387	13,248,782	8,958,387	13,248,782
Deposit Against Appeal	2,908,018	1,893,968	2,908,018	1,893,968
Mines Advances	-	150,730,000	-	150,730,000
Other Deposits	2,477,737	3,129,185	2,777,737	3,429,185
Other Receivables	981,627	-	124,726,779	1,000,000
VAT Receivable	12,614,557	20,487,356	22,493,458	19,392,183
Total	192,992,746	507,816,272	258,163,970	375,758,338

17

(a) Equity Share Capital

Particulars	Sarbottam Cement		Group	
	Ashadh 31,2080 (July 16, 2023)	Ashadh 32,2079 (July 16, 2022)	Ashadh 31,2080 (July 16, 2023)	Ashadh 32,2079 (July 16, 2022)
Authorised Capital:				
50,000,000 Ordinary Shares of NPR 100 Each.	5,000,000,000	5,000,000,000	5,000,000,000	5,000,000,000
Issued Capital:				
46,500,000 Ordinary Shares of NPR 100 Each.	4,650,000,000	4,650,000,000	4,650,000,000	4,650,000,000
Paid Up Capital:				
40,500,000 Ordinary Shares of NPR 100 Each.	4,050,000,000	4,050,000,000	4,050,000,000	4,050,000,000
Total	4,050,000,000	4,050,000,000	4,050,000,000	4,050,000,000

(b) Fair Value Reserve

Particulars	Sarbottam Cement		Group	
	Ashadh 31,2080 (July 16, 2023)	Ashadh 32,2079 (July 16, 2022)	Ashadh 31,2080 (July 16, 2023)	Ashadh 32,2079 (July 16, 2022)
Balance at the Beginning of the Year	-	-	-	-
Balance at the End of the Year	-	-	-	-

(c) Other Equity

Particulars	Sarbottam Cement		Group	
	Ashadh 31,2080 (July 16, 2023)	Ashadh 32,2079 (July 16, 2022)	Ashadh 31,2080 (July 16, 2023)	Ashadh 32,2079 (July 16, 2022)
Retained Earnings				
Balance at the Beginning of the Year	2,905,431,587	2,435,247,577	2,909,933,402	2,441,832,723
(-) Dividend Distribution from Pre-acquisition Profit	-	-	-	(4,420,190)
(-) Excess of Purchase Consideration over Net Assets Acquired	-	-	(529,810)	(529,810)
Balance at the Beginning of the Year (Adjusted)	2,905,431,587	2,435,247,577	2,909,403,591	2,436,882,723
(+) Profit For the Year	213,867,742	467,660,510	205,184,589	472,077,179
Available For Distribution	3,119,299,329	2,902,908,087	3,114,588,180	2,908,959,902
(-) Dividend Distribution from Post -acquisition Profit	-	-	-	(2,079,810.40)
CSR Provision Written Back	653,722	2,523,500.00	653,722.12	2,523,500.00
Lease Equalization Liability written back	167,293	-	167,293	-
Balance at the End of the Year	3,120,120,344	2,905,431,587	3,115,409,196	2,909,403,592



Sarbottam Cement Ltd.
Notes to the Financial Statements
For Year Ended Ashadh 31, 2080 (July 16, 2023)

Fig. in NPR

(d) Revaluation Reserve

Particulars	Sarbottam Cement		Group	
	Ashadh 31,2080 (July 16, 2023)	Ashadh 32,2079 (July 16, 2022)	Ashadh 31,2080 (July 16, 2023)	Ashadh 32,2079 (July 16, 2022)
Balance at the Beginning of the Year		-		-
Addition / (Transfer) during the Year	336,854,187	-	336,854,187	-
Balance at the End of the Year	336,854,187	-	336,854,187	-

18 Long Term Borrowings

Particulars	Sarbottam Cement		Group	
	Ashadh 31,2080 (July 16, 2023)	Ashadh 32,2079 (July 16, 2022)	Ashadh 31,2080 (July 16, 2023)	Ashadh 32,2079 (July 16, 2022)
Hire Purchase Loan				
Nepal Investment Bank Ltd. IHP	-	-	936,319	4,046,538
(-) HP Loan Current Portion	-	-	(936,319)	(3,200,539)
Long Term Loan				
I Mega Bank Nepal Ltd.	48,856,500	83,351,920	48,856,500	83,351,920
I Nepal Bank Ltd.	130,865,360	188,080,760	130,865,360	188,080,760
I Prabhu Bank Ltd.	97,829,500	145,682,902	97,829,500	145,682,902
I Prime Commercial Bank Ltd.	194,779,500	298,102,005	194,779,500	298,102,005
(-) Term Loan Current Portion	(150,368,000)	(242,362,489)	(150,368,000)	(242,362,489)
Total	321,962,860	472,855,098	321,962,860	473,701,098

19 Provisions

Particulars	Sarbottam Cement		Group	
	Ashadh 31,2080 (July 16, 2023)	Ashadh 32,2079 (July 16, 2022)	Ashadh 31,2080 (July 16, 2023)	Ashadh 32,2079 (July 16, 2022)
Non - Current				
Provision For Leave Encashment	-	-		
Provision For Gratuity	-	-		
Non Current Provisions	-	-	-	-
Current				
Provision For Corporate Social Responsibility	50,275,103	48,212,369	50,275,103	48,212,369
Provision For Leave Encashment		-		
Current Provisions	50,275,103	48,212,369	50,275,103	48,212,369

(a) Disclosure under NAS 37 "Provisions, Contingent Liabilities & Contingent Assets"

Particulars				
Shrawan 1, 2078 (July 16, 2021)		45,065,726	-	45,065,726
Additions During the Year		5,670,143		5,670,143
CSR Expenses During the Year		(2,523,500)		(2,523,500)
Ashad 32,2079 (July 16, 2022)		48,212,369	-	48,212,369
Additions During the Year		2,716,456		2,716,456.00
CSR Expenses During the Year		(653,722)		(653,722.12)
Ashadh 31,2080 (July 16, 2023)		50,275,103	-	50,275,103

20 Trade Payable

Particulars	Sarbottam Cement		Group	
	Ashadh 31,2080 (July 16, 2023)	Ashadh 32,2079 (July 16, 2022)	Ashadh 31,2080 (July 16, 2023)	Ashadh 32,2079 (July 16, 2022)
Trade Payable From Related Parties	341,551,184	284,396,262	317,313,692	284,396,262
Trade Payable From Others	288,924,415	510,037,135	328,838,407	528,924,625
Total	630,475,599	794,433,397	646,152,099	813,320,886





Sarbottam Cement Ltd.
Notes to the Financial Statements
For Year Ended Ashadh 31, 2080 (July 16, 2023)

Fig. in NPR

21 Short Term Borrowings

Particulars	Sarbottam Cement		Group	
	Ashadh 31,2080 (July 16, 2023)	Ashadh 32,2079 (July 16, 2022)	Ashadh 31,2080 (July 16, 2023)	Ashadh 32,2079 (July 16, 2022)
Secured				
Overdraft Loan				
Mega Bank Ltd. IOD	100,000,000	99,673,561	100,000,000	99,673,561
Prapthu Bank Ltd IOD	175,501,356	173,187,120	175,501,356	173,187,120
Nepal Bank Ltd. IOD	1,225,900,000	1,145,976,662	1,225,900,000	1,145,976,662
Prime Commercial Bank Ltd IOD	978,299,297	1,286,584,774	978,299,297	1,286,584,774
Rastriya Banijya Bank Ltd. IWC	200,000,000	-	200,000,000	-
Mega Bank Ltd. IWC	86,821,142	-	86,821,142	-
Nepal Bank Ltd. IWC	136,636,552	386,675,562	136,636,552	386,675,562
Prime Commercial Bank Ltd. IBG	400,000,000	-	400,000,000	-
TR Loan				
Prime Commercial Bank Ltd. ITR	-	17,005,622	-	17,005,622
Current Maturity of LTL	150,368,000	242,362,489	151,304,319	245,563,028
Total	3,453,526,347	3,351,465,789	3,454,462,666	3,354,666,328

22 Other Current Financial Liabilities

Particulars	Sarbottam Cement		Group	
	Ashadh 31,2080 (July 16, 2023)	Ashadh 32,2079 (July 16, 2022)	Ashadh 31,2080 (July 16, 2023)	Ashadh 32,2079 (July 16, 2022)
Retention Money Payable	4,561,782	11,432,241	4,561,782	11,432,241
Bonus Payable	-	23,330,246	-	23,330,246
Other Employee Related Payable				
Salaries and Wages Payable	17,428,885	12,481,754	18,482,023	12,787,458
Gratuity Payable	9,713,024	6,140,205	9,984,629	6,196,503
Payable to Staff	571,128	1,112,122	571,128	1,112,122
Total	32,274,817.96	54,496,568.10	33,599,561.10	54,858,570.24

23 Other Current Liabilities

Particulars	Sarbottam Cement		Group	
	Ashadh 31,2080 (July 16, 2023)	Ashadh 32,2079 (July 16, 2022)	Ashadh 31,2080 (July 16, 2023)	Ashadh 32,2079 (July 16, 2022)
Provision for Expenses	13,536,235	32,029,324	13,896,235	35,095,376
Lease Equalization Liability	(0)	167,293	(0)	167,293
Advance From Customers				
From Related Parties	-	-	-	-
From Others	57,011,244	67,963,627	57,171,478	67,984,431
Statutory Dues				
TDS Payable	21,730,967	16,342,258	23,069,490	16,744,220
Reverse VAT Payable	177,984	81,183	177,984	81,183
Excise payable	10,393,530	11,078,023	10,393,530	11,078,023
Royalty payable	6,919,108	9,764,287	6,919,108	9,764,287
CIT Payable	1,701,900	986,326	1,701,900	986,326
Provident Fund Payable	1,003,789	1,244,708	1,195,847	1,254,424
Audit Fee Payable	999,775	999,775	1,185,900	1,156,350
Other Liabilities				
Interest Payable	40,335,828	33,775,792	40,335,828	33,775,792
Payable Against Letter of Credit	671,247,366	233,554,344	671,247,366	233,554,344
Directors Payable	285,000,000	511,165,416	285,000,000	529,265,416
Rent Payable	-	-	310,000	190,000
Total	1,110,057,726	919,152,356	1,112,604,667	941,097,466

24 Income Tax (Assets)/Liabilities (Net)

Particulars	Sarbottam Cement		Group	
	Ashadh 31,2080 (July 16, 2023)	Ashadh 32,2079 (July 16, 2022)	Ashadh 31,2080 (July 16, 2023)	Ashadh 32,2079 (July 16, 2022)
Income Tax Liabilities	2,517,547	23,336,058	2,967,583	24,084,085
Income Tax Assets	(25,974,128)	(49,884,313)	(29,016,733)	(52,894,264)
Total	(23,456,581)	(26,548,255)	(26,049,150)	(28,810,179)



Handwritten signatures and initials.

Sarbottam Cement Ltd.
Notes to the Financial Statements
For Year Ended Ashadh 31, 2080 (July 16, 2023)

25 Revenue From Operations

Particulars	Sarbottam Cement		Group	
	FY 2079 2080	FY 2078 2079	FY 2079 2080	FY 2078 2079
Revenue From Cement Sales	4,055,048,469	5,789,157,057	4,050,816,054	5,789,157,057.45
Revenue From Clinker Sales	924,067,694	2,016,283,347	924,067,694	2,016,283,347.00
Revenue From Limestone Sales	-	-	23,902,078	29,839,470.80
Other Operating Income				
Revenue From Trading Sales	372,530,169	9,502,159	372,530,169	9,502,159.41
Revenue From Scrap Sales	28,619,151	66,556,782	28,619,151	66,556,782.13
Total	5,380,265,482	7,881,499,346	5,399,935,145	7,911,338,817

26 Cost of Sales

Particulars	Sarbottam Cement		Group	
	FY 2079 2080	FY 2078 2079	FY 2079 2080	FY 2078 2079
Raw Materials Consumed	1,553,399,009	2,164,806,411	1,513,565,684	2,105,202,684
Cost of Trading Goods	343,355,958	232,211,043	343,355,958	232,211,043
Packing Materials Consumed	145,528,627	2,987,958	145,528,627	2,987,958
Production Expenses [25 A]	2,490,888,320	4,246,775,812	2,551,393,919	4,328,394,239
	4,533,171,914	6,646,781,223	4,553,844,188	6,668,795,923
Opening Stock - FG	356,033,639	409,552,915	356,033,639	409,552,915
Closing Stock - FG	(480,455,953)	(356,033,639)	(482,105,953)	(356,033,639)
Total	4,408,749,600	6,700,300,500	4,427,771,874	6,722,315,199

25 A Production Expenses

Particulars	Sarbottam Cement		Group	
	FY 2079 2080	FY 2078 2079	FY 2079 2080	FY 2078 2079
Excavator & Loader Charges	8,850,732	18,485,638	62,171,899	86,155,480
Other Production Expenses	9,582,787	5,712,361	10,409,656	11,511,334
Insurance Premium Factory	13,833,011	13,869,762	13,987,353	13,869,762
Salary & Wages - Factory	182,291,356	280,771,319	183,787,756	283,534,914
Security Expenses - Factory	10,232,029	10,031,339	10,232,029	10,031,339
Electricity/Power & Fuel	1,975,679,998	3,116,279,540	1,975,679,998	3,116,279,540
Repair & Maintenance (Plant & Equipment)	68,694,243	151,125,756	69,013,679	153,016,889
Repair & Maintenance (Building & Shed)	814,340	994,799	814,340	994,798.90
Depreciation of Factory Building & Shed	49,103,072	98,087,748	49,554,920	98,098,859
Depreciation of Plant & Equipments	171,806,751	551,417,549	175,742,290	554,901,322
Total	2,490,888,320	4,246,775,812	2,551,393,919	4,328,394,239



[Handwritten signature]



[Handwritten signature]

Sarbottom Cement Ltd.
Notes to the Financial Statements
For Year Ended Ashadh 31, 2080 (July 16, 2023)

27 Other Income

Particulars	Sarbottom Cement		Group	
	FY 2079 2080	FY 2078 2079	FY 2079 2080	FY 2078 2079
Writeback of Payable	-	71,783,295	-	73,683,300
Interest Income	1,580,949	616,028	1,585,091	635,980
Export Incentive Income	981,627		981,627	
Gain/(Loss) on Sale of PPE	(93,725)	3,013,629	(93,725)	3,013,629
Others	8,458,320	4,652,084	8,307,568	6,623,447
Total	10,927,171	80,065,038	10,780,561	83,956,355

28 Administrative Expenses

Particulars	Sarbottom Cement		Group	
	FY 2079 2080	FY 2078 2079	FY 2079 2080	FY 2078 2079
Salary & Allowances -Administrative	30,983,412	39,321,073	32,744,329	39,349,548
Tax Assessment Expenses	1,550,436	6,078,119	1,550,436	6,078,119
Security Expenses -Admin	-	576,430	613,897	1,862,803
Rates & Taxes	6,258,751	2,527,455	6,314,704	2,681,438
Registration & Renewable Charges	5,270,306	5,179,191	5,280,506	5,207,191
Office Rent Expenses	4,469,149	4,201,196	4,626,482	4,334,530
Audit Fee	1,000,000	1,000,000	1,142,600	1,112,600
Tax Audit Fee	15,000	15,000	61,300	61,300
Guest Entertainment Expenses	1,252,013	1,844,274	1,346,843	1,879,454
Mess & Canteen Expenses	10,151,501	14,767,220	11,649,983	17,018,465
Insurance Premium	4,620,021	3,804,072	4,689,292	3,874,483
Internet Expense	391,717	1,914,460	391,717	1,914,460
Legal and Consultancy Charges	1,556,109	3,110,188	1,590,609	3,155,388
Postage & Courier Expenses	169,770	244,523	169,770	244,523
Books and Periodicals	3,000	3,090	3,000	3,090
Gift and Donation	27,035	184,796	356,504	184,796
Misc. Expenses	1,459,324	138,204	1,459,324	138,204
Fine & Penalty	2,565	4,541,856	5,758	4,543,756
Printing & Stationery	1,353,058	3,224,286	1,412,584	3,334,284
Telephone Expenses	1,835,447	2,493,196	1,939,674	2,590,838
Travelling & Conveyance	2,704,140	4,502,364	2,759,940	4,588,484
Staff Welfare	1,654,629	4,148,343	1,871,439	4,567,105
Corporate Social Responsibility (CSR)				
CSR Expenses	653,722	2,523,500	653,722	2,523,500
CSR Provision	2,716,456	5,670,143	2,716,456	5,670,143
Meeting Allowances	-	-	-	-
Vehicle Running Expense	7,595,573	6,598,311	7,704,513	6,734,171
Vehicle Rental Expenses	-	-	-	-
Other Administrative Expenses	4,920,381	2,217,159	5,130,439	2,524,102
Repair & Maintainance (Furniture & Equipment)	1,929,533	2,276,327	1,929,533	2,276,327
Repair & Maintainance (Vehicle)	2,467,839	2,931,473	2,467,839	2,931,473
Depreciation of Furniture & Equipment	5,546,943	12,545,708	5,623,634	12,591,845
Depreciation of Vehicle	4,131,423	7,750,326	4,757,819	8,339,607
Amortization of Intangible Assets	884,082	1,114,191	889,290	1,114,191
Total	107,573,334	147,446,475	113,853,937	139,430,217

[Handwritten Signature]

[Handwritten Signature]



Sarbottam Cement Ltd.
Notes to the Financial Statements
For Year Ended Ashadh 31, 2080 (July 16, 2023)

29 Selling & Distribution Expenses

Particulars	Sarbottam Cement		Group	
	FY 2079 2080	FY 2078 2079	FY 2079 2080	FY 2078 2079
Salary & Allowances -Sales	28,962,385	30,916,168	28,962,385	30,894,986
Sales Incentive	5,591,767	5,157,770	5,591,767	5,157,770
Advertisement & Publicly Expenses	30,811,865	97,633,732	30,811,865	97,633,732
TADA & Fooding Expenses	3,007,298	5,242,543	3,007,298	5,242,543
Carriage Outward	458,968	420,888	458,968	420,888
Sales Commission	121,399,635	82,741,879	121,399,635	82,741,879
Sales Promotion	4,179,946	6,001,342	4,179,946	6,001,342
Export Expenses	373,197		373,197	
(Reversal) /Provision for Trade Receivables	2,040,200	(1,100,253)	2,040,200	(1,100,253)
Total	196,825,261	227,014,069	196,825,261	226,992,888

30 Finance Cost

Particulars	Sarbottam Cement		Group	
	FY 2079 2080	FY 2078 2079	FY 2079 2080	FY 2078 2079
Interest on OD & Working Capital Loan	371,754,145	252,801,663	371,754,145	252,801,663
Interest on Overdraft Loan	-	-	-	-
Interest on Term Loan	66,996,164	92,207,121	66,996,164	92,207,121
Interest on Bridge Gap Loan	-	-	-	-
Interest on Hire Purchase Loan	-	51,306	311,540	522,525
Bank Charges & Commission	7,164,487	13,614,904	7,182,817	13,623,249
(-) Interest Transferred to Mines Advances		-	-	-
(-) Interest Capitalized to Property, Plant & Equipment	(36,799,495)	(33,215,833)	(36,799,495)	(33,215,833)
Total	409,115,300	325,459,161	409,445,171	325,938,726

31 Income Tax Expense

Particulars	Sarbottam Cement		Group	
	FY 2079 2080	FY 2078 2079	FY 2079 2080	FY 2078 2079
Current Tax on Profit For The Year	2,517,547	23,336,058	2,967,583	24,084,085
Deferred Tax For The Year	52,543,869	70,347,610	53,834,756	70,456,878
Income Tax Expense	55,061,416	93,683,668	56,802,339	94,540,963

[Handwritten Signature]

[Handwritten Signature]

[Handwritten Signature]



32 Fair Value Measurements

(i) Financial Instruments by Category & Hierarchy

This section explains the judgements and estimates made in determining the Fair Values of the Financial Instruments that are measured at Amortised Cost and at which Fair Values are disclosed in the Financial Statements. The Company doesn't have any Financial Instruments which are to be measured at Fair Value through Profit & Loss or Fair Value through Other Comprehensive Income.

To provide an indication about the reliability of the inputs used in determining Fair Value, the Company has classified its financial instruments into Three Levels prescribed as per applicable NFBS. However, all the Financial Instruments held by the Company fall under Level 3 Category.

Level 1: Level 1 Hierarchy includes Financial Instruments measured using Quoted Prices.

Level 2: Fair Value of Financial Instruments that are not traded in an active market is determined using valuation techniques which maximises the use of observable market data and rely as little as possible on entity-specific estimates. If all significant inputs required to determine Fair Value of an instrument are observable, the instrument is included in Level 2.

Level 3: If one or more of the significant inputs is not based on observable market data, the instrument is included in Level 3.

There is no transfer of Financial Instruments between different levels as mentioned above during the year.

33 Financial Risk Management

The Company's activities expose it to Credit Risk, Liquidity Risk & Market Risk.

i) Credit Risk

The Company is exposed to credit risk for various Financial Instruments, For Example Customer Receivables, Loans or Advances given. The Company continuously monitors Receivables and defaults with customers & other counterparties. Appropriate Security Deposits along with Bank Guarantee are kept against the supplies to customers.

Credit Risk with respect to Trade Receivable is managed by the Company through setting up Credit Limits for customers & also periodically reviewing the Credit worthiness of major customers.

Impairment for Trade Receivables:

Particulars	Sarbottam Cement		Group	
	Ashadh 31, 2080 (July 16, 2023)	Ashadh 32, 2079 (July 16, 2022)	Ashadh 31, 2080 (July 16, 2023)	Ashadh 32, 2079 (July 16, 2022)
Gross Carrying Amount	1,727,050,613	1,499,837,843	1,744,120,027	1,564,337,484
Impairment Losses	(18,711,167)	(16,670,967)	(18,711,167)	(16,670,967)
Carrying Amount of Trade Receivables	1,708,339,446	1,483,166,876	1,725,408,860	1,547,666,516

The credit risk for cash & cash equivalents is considered negligible, since the counterparties are Nepal Rastra Bank approved Financial Institutions.

ii) Liquidity Risk

Prudent Liquidity Management implies maintaining sufficient cash and marketable securities and the availability of funding through an adequate amount of internal and external financing to meet obligations when due. The Company monitors its risk to a shortage of funds on a regular basis through cash forecast for scheduled debts servicing payments and considering maturity profiles of Financial Assets & Other Financial Liabilities.

a) Financing Arrangements:

The Company had availed Financing Arrangements as categorised below. Closing balances of the same stands as follows:

Particulars	Sarbottam Cement		Group	
	Ashadh 31, 2080 (July 16, 2023)	Ashadh 32, 2079 (July 16, 2022)	Ashadh 31, 2080 (July 16, 2023)	Ashadh 32, 2079 (July 16, 2022)
Short Term Borrowings	3,453,526,347	3,351,465,789	3,454,462,666	3,354,666,328
Long Term Borrowings	321,962,860	472,855,098	321,962,860	473,701,098
Total Borrowings	3,775,489,207	3,824,320,887	3,776,425,526	3,828,367,426



b) Maturity of Financial Liabilities:

The table below summarises the Company's Financial Liabilities into Relevant Maturity Groupings based on their Contractual Maturities for all Financial Liabilities.

Particulars	Sarbotham Cement			Group		
	Ashadh 31, 2080 (July 16, 2023)	Ashadh 32, 2079 (July 16, 2022)	> 1 Year	Ashadh 31, 2080 (July 16, 2023)	Ashadh 32, 2079 (July 16, 2022)	> 1 Year
Trade Payables	630,475,599	794,433,397	-	646,152,099	813,320,886	-
Borrowings	3,453,526,347	3,351,465,789	321,962,860	3,454,462,666	3,354,666,328	473,701,098
Other Financial Liabilities	32,274,818	54,496,568	-	33,599,561	54,858,570	-
Total Financial Liabilities	4,116,276,764	4,200,395,754	321,962,860	4,134,214,327	4,222,845,785	473,701,098

iii) Market Risk

a) Interest Rate Risk

Interest Rate Risk is the risk that the Fair Value or Future Cash Flows of a Financial Instrument will fluctuate because of changes in Market Rates. The Company's policy is to minimise Interest Rate Cash Flow risk exposure on borrowings.

b) Interest Rate Sensitivity

Profit or Loss is sensitive to changes in Interest Rate for Borrowings. A change in Market Interest Level by 100 Basis Points which is reasonably possible based on Management's Assessment would have the following effect on the Profit After Tax.

Particulars	Sarbotham Cement		Group	
	Ashadh 31, 2080 (July 16, 2023)	Ashadh 32, 2079 (July 16, 2022)	Ashadh 31, 2080 (July 16, 2023)	Ashadh 32, 2079 (July 16, 2022)
Interest Rate - Increase By 100 Basis Points*	34,935,754	37,107,057	34,935,754	37,107,057
Interest Rate - Decrease By 100 Basis Points*	(34,935,754)	(37,107,057)	(34,935,754)	(37,107,057)

* Holding all other Variable Constant

34 Capital Management

The Company has Equity Share Capital & Reserves as the source of capital. The primary objective of the Company's capital management is to maximize the shareholder value & provide adequate return to shareholders. To maintain or adjust the Capital Structure, the company may adjust the dividend payment to shareholders or issue New Shares for further capital infusion.



[Handwritten Signature]



35 Related Party Disclosure
Subsidiaries

- 1) Siddheswor Minerals Pvt. Ltd.
2) Sarbottam Holding Pvt. Ltd.
3) Sarbottam Minerals Pvt Ltd
4) Jagdamba Spinning Pvt. Ltd.
5) Jagdamba Synthetics Pvt. Ltd.
6) Jagdamba Cement Pvt. Ltd.
- 3) Sarbottam Investment Pvt. Ltd.
4) Jyamire Minerals Pvt. Ltd.
5) Shubhashree Jagdamba Cement Pvt. Ltd.
6) Laxmi Steels Pvt. Ltd.
7) Saurabh Photo International
8) Neupane Tower

Other Related Entities

Key Managerial Personnel

- Chairman
Director- Representative
Director
Director
Director
Board Advisor
Board Advisor
CEO
VP-Sales & Marketing
- Bishnu Prasad Neupane
Bimal Kumar Sawathia
Tenzin Lakden Tamang
Tika Ram Neupane
Diwas Neupane
Meena Kumari Agrawal
Ankur Neupane
Santosh KC
Dipak Baral

(a) Key Management Personnel Compensation:

	Sarbottam Cement		Group	
	Ashadh 31,2080 (July 16, 2023)	Ashadh 32,2079 (July 16, 2022)	Ashadh 31,2080 (July 16, 2023)	Ashadh 32,2079 (July 16, 2022)
Short Term Employee Benefits	12,719,408	13,188,945	12,719,408	13,188,945
	12,719,408	13,188,945	12,719,408	13,188,945



(b) Related Party Transactions:

Particulars	Sarbotham Cement				Group		
	Other Related Entities	Key Managerial Personnel	Subsidiaries	Total	Other Related Entities	Key Managerial Personnel	Total
Sales							
Goods							
For the Year Ended Ashad 31, 2080 (July 16, 2023)	667,321,873	-	4,263,850	671,585,722.88	667,321,873	-	667,321,873
For the Year Ended Ashad 32, 2079 (July 16, 2022)	970,669,495	-	-	970,669,494.54	970,669,495	-	970,669,495
Service							
For the Year Ended Ashad 31, 2080 (July 16, 2023)	372,781	-	125,841	372,781.14	372,781	-	372,781
For the Year Ended Ashad 32, 2079 (July 16, 2022)	-	-	-	125,840.71	-	-	-
Purchases							
Goods							
For the Year Ended Ashad 31, 2080 (July 16, 2023)	587,272,667	-	39,833,325	627,105,991.87	587,272,667	-	587,272,667
For the Year Ended Ashad 32, 2079 (July 16, 2022)	886,879,426	-	59,603,727	946,483,152.80	886,879,426	-	886,879,426
Service							
For the Year Ended Ashad 31, 2080 (July 16, 2023)	4,688,631	-	-	4,688,631	4,688,631	-	4,688,631
For the Year Ended Ashad 32, 2079 (July 16, 2022)	3,616,290	-	-	3,616,290	3,616,290	-	3,616,290

(c) Related Party Balances:

Particulars	Sarbotham Cement				Group		
	Other Related Entities	Key Managerial Personnel	Subsidiaries	Total	Other Related Entities	Key Managerial Personnel	Total
Trade Receivables							
As at Ashad 31, 2080 (July 16, 2023)	116,759,428	-	-	116,759,428	116,759,428	-	116,759,428
As at Ashad 32, 2079 (July 16, 2022)	8,344,627	-	-	8,344,627	8,344,627	-	8,344,627
Customer Advance							
As at Ashad 31, 2080 (July 16, 2023)	-	-	-	-	-	-	-
As at Ashad 32, 2079 (July 16, 2022)	-	-	-	-	-	-	-
Trade Payables							
As at Ashad 31, 2080 (July 16, 2023)	317,313,692	-	24,237,491	341,551,184	317,313,692	-	317,313,692
As at Ashad 32, 2079 (July 16, 2022)	284,396,262	-	-	284,396,262	284,396,262	-	284,396,262
Advance to Suppliers							
As at Ashad 31, 2080 (July 16, 2023)	3,752,600	-	69,453,951	73,206,551	3,752,600	-	3,752,600
As at Ashad 32, 2079 (July 16, 2022)	81,146,780	-	132,309,152	213,455,932	81,146,780	-	81,146,780



[Signature]

[Signature]

Sarbottam Cement Ltd.
Notes to the Financial Statements
For Year Ended Ashadh 31, 2080 (July 16, 2023)

36 Legal Matters , Contingent Liabilities & Contingent Assets

i Claims against the Company - Nepal Electricity Authority

Company has not ascertained the financial impact of Electricity Due (including interest & penalty) so arising against an appeal so filed at honorable Supreme Court by Sarbottam Cement Ltd. against Nepal Electricity Authority for electricity overbilling issues so prevailing in the reporting period. The impact of the same is not reflected in the profitability of respective financial years. The amount so quantified by the management in this regards is as stated below:

Particulars	Sarbottam Cement		Group	
	Ashadh 31,2080 (July 16, 2023)	Ashadh 32,2079 (July 16, 2022)	Ashadh 31,2080 (July 16, 2023)	Ashadh 32,2079 (July 16, 2022)
Amount Payable to NEA (including interest & penalty)				
For Electricity Over Billing Issues	675,773,147	611,467,186	675,773,147	611,467,186

ii Legal Case against Trade Debtors

The company has started legal proceedings against various Trade Debtors to recover the receivable amount from them. Management believes that chances of loosing of the legal cases against such Trade Debtors are remote and there will not be any probable cash outflow or loss. However, the management has provided of Rs.12,207,565.78 and Rs.Rs.9,199,537.36 for financial year 2079-80 and 2078-79 respectively against impairment of Trade Receivables for Legal Case Debtors. The amount so pending with various Court of Law is as stated below:

Particulars	Sarbottam Cement		Group	
	Ashadh 31,2080 (July 16, 2023)	Ashadh 32,2079 (July 16, 2022)	Ashadh 31,2080 (July 16, 2023)	Ashadh 32,2079 (July 16, 2022)
Amount Receivable from Trade Debtors				
Case Pending with various Court of Law	91,319,199	74,006,622	91,319,199	74,006,622

37 Corporate Social Responsibility

Provision for Corporate Social Responsibility, as required under the provision of Industrial Enterprise Act, 2076 Sec: 54 has been created.

38 Earnings Per Share

Particulars	Sarbottam Cement		Group	
	Ashadh 31,2080 (July 16, 2023)	Ashadh 32,2079 (July 16, 2022)	Ashadh 31,2080 (July 16, 2023)	Ashadh 32,2079 (July 16, 2022)
Profit For the Year	213,867,742	467,660,510	205,184,589	472,077,179
Weighted Avg. No. of Equity Shares O/S During the Year (For Basic)	40,500,000	40,500,000	40,500,000	40,500,000
Weighted Avg. No. of Equity Shares O/S During the Year (For Diluted)	40,500,000	40,500,000	40,500,000	40,500,000
Nominal Value of Equity Shares	100	100	100	100
Earnings Per Share (Basic) Annualized	5.28	11.55	5.07	11.66
Earnings Per Share (Diluted) Annualized	5.28	11.55	5.07	11.66

39 Assets Pledged

The entity has pledged its Property, Plant & Equipment, Trading Assets i.e. Receivables & Inventory to collateralize its Interest Bearing Borrowings.

40 Income Tax Rate

As per Sec 11(3C) of Income Tax Act, 2058, 100% tax holiday for initial 5 years & 50% tax rebate for another 3 years shall be available to the company. The company was eligible for 100% tax exemption starting from 2071-072 to 2075-076 along with upto the period ended Magh 29, 2076 and from 1st Falgun, 2076 (2076-077). The company has enjoyed 50% tax rebate upto 2080-10-29.

41 Regrouping of Figures:

Previous Year's figures have been regrouped/rearranged as and where necessary.

42 Miscellaneous:

- (i) All amounts are in Nepalese Rupees unless otherwise stated.
(ii) All figures are in the Nearest Rupee & Rounded off.



[Handwritten signature]

[Handwritten signature]

[Handwritten signature]

संस्थाको कार्यक्रमहरूका केहि भलकहरू













सर्वोत्तम सिमेन्ट

**FIRST COMPANY TO BREAK ICE IN
BOOK BUILDING IPO PROCESS IN NEPAL**



सर्वोत्तम मजबूती

सर्वोत्तम सिमेंट

NOW

PROUD TO BE IN INDIA



CREDIBILITY OF सर्वोत्तम सिमेन्ट IN BIG PROJECTS

Butwal Substation (220/132 kV)
(Developed by TATA Project Limited, India)

Gautam Buddha International
Airport, Bhairawa

Citizen Investment Trust,
Central Office

Dharahara
(Historic Monument of Nepal)

Parliament Building
in Singha Durbar

Kaligandaki Corridor
Project, 44.48 km

Minister Quarter,
Bhaisepati

Butwal International
Conference Centre

Bir Hospital
Surgical Block

Nepal Police Hospital
(400 Beds Capacity)

Siddhartha Vilasa, Bhairawa
(5 Star Hotel)

Hotel Saffron, Butwal
(5 Star Hotel)

Solu Hydropower Project,
23.5 MW

Nilgiri Khola Hydropower
Project, Maygdi, 111 MW

Thulo Khola Hydropower
Project, 21.3 MW

Rahughat Mangale Hydropower
Project, 37.5 MW

Upper Rahughat Hydropower
Project, 48 MW

Chilime-Trisuli Substation,
220 kV

NEA Phutung Substation
132/11 kV

Karma Residency, Kathmandu
(162 Luxurious Earthquake Resistant
Condominiums)

Pushpalal Mid- Hill
Highway, 1776 km
(Longest National Highway of Nepal)

Nijgadh-Kathmandu Fast Track
Road Project, 72.5 km

And Many More



BIS CERTIFICATE



BIS Certification for OPC 43 Grade & 53 Grade



BIS Certification for PPC

NEPAL STANDARD & ISO CERTIFICATE



NS 572-Certification for
OPC 43 Grade & 53 Grade



ISO 14001:2015 - Standards on
Environmental Management.



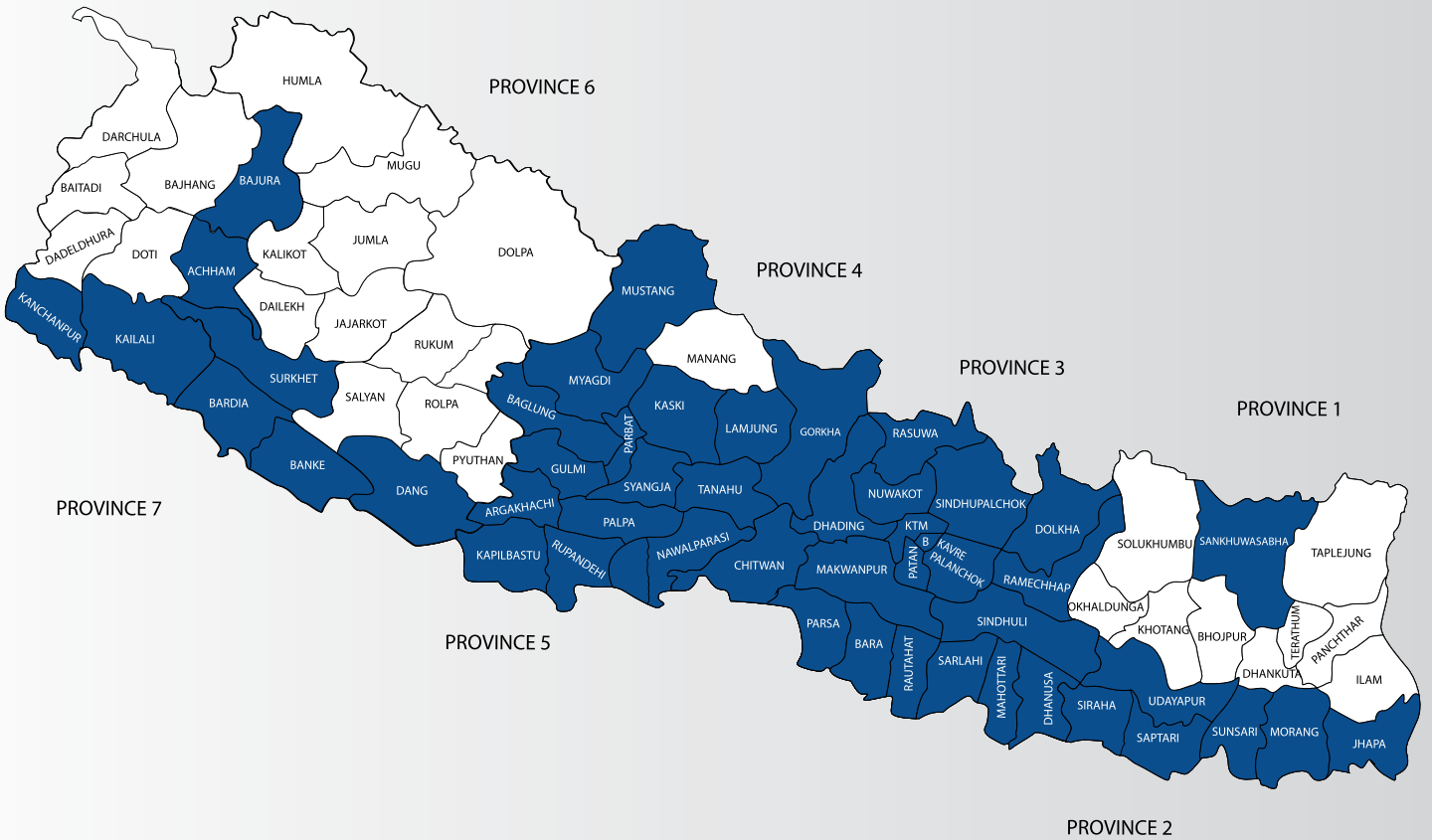
NS 385-Certification for PPC



ISO 9001:2015 - Standards on
Quality Management.

सर्वोत्तम

DISTRIBUTION NETWORK



OVER
1200 CUSTOMERS

सर्वोत्तम सिमेन्ट

नेपाल गुणस्तर तथा
भारतीय गुणस्तर प्रमाणित



थप जनकारीका लागि

काठमाण्डौ/ललितपुर/भक्तपुर/सिन्धुपाल्चोक/दोलखा/सिन्धुली/नुवाकोट/धादिङ ९८०२३२०६१९ | नारायणघाट/मकवानपुर ९८०२३२०६१०
बुटवल/गुल्मी/अर्घाखाँची/स्याङ्जा/पाल्पा ९८०१२२४४२३ | धनगढी/महेन्द्रनगर/कर्णाली (पश्चिम) ९८०१२२४४४९ | गण्डकी/धौलागिरी ९८०२३०२४१४
कोहलपुर/नेपालगञ्ज/सुर्खेत ९८०१२२४४२६ | धनुषा/महोत्तरी/सर्लाही/सिरहा ९८०२३०२३१६ | प्रदेश नं. १ ९८०२३२०३१३ | प्रदेश नं. २ ९८०२३०२४१२

प्रोजेक्टको लागि सम्पर्क: ९८०१२२४४३८

बलियो सम्बन्ध



सर्वोत्तम विश्वासको



सर्वोत्तम सिमेन्ट लिमिटेड

कर्पोरेट अफिस

न्यौपाने टावर, ५^{औं} तल्ला, तिनकुने, काठमाण्डौ, ०१ ४१११६२१, ४१११७०९, ४१११९४३, ४११७५०३

📞 sarbottamcement 🌐 www.sarbottamcement.com ✉ info@sarbottamcement.com

फ्याक्ट्री

सुनवल नगरपालिका, वार्ड नं: ११ जोडेनी, नवलपरासी